BILOXI FIRE DEPARTMENT
INCIDENT SUMMARY REPORT FOR
E WEEK OF November 13 - November 20 2026

1 - Fires (Structure & Vehicle)	**19**
2 - Rupture/Explosion	**0**
3 - Emergency Medical Services/Rescue	**56**
4 - Hazardous Conditions	**8**
5 - Service Calls/Public Service Calls	**31**
6 - Good Intent/No Emergency/Cancelled	**59**
7 - Fire Alarm Calls; Active, Malfunction	**27**
8 - Weather/Natural Disaster	**0**
9 - Special Incident Type/Other	**0**
Total	***200***

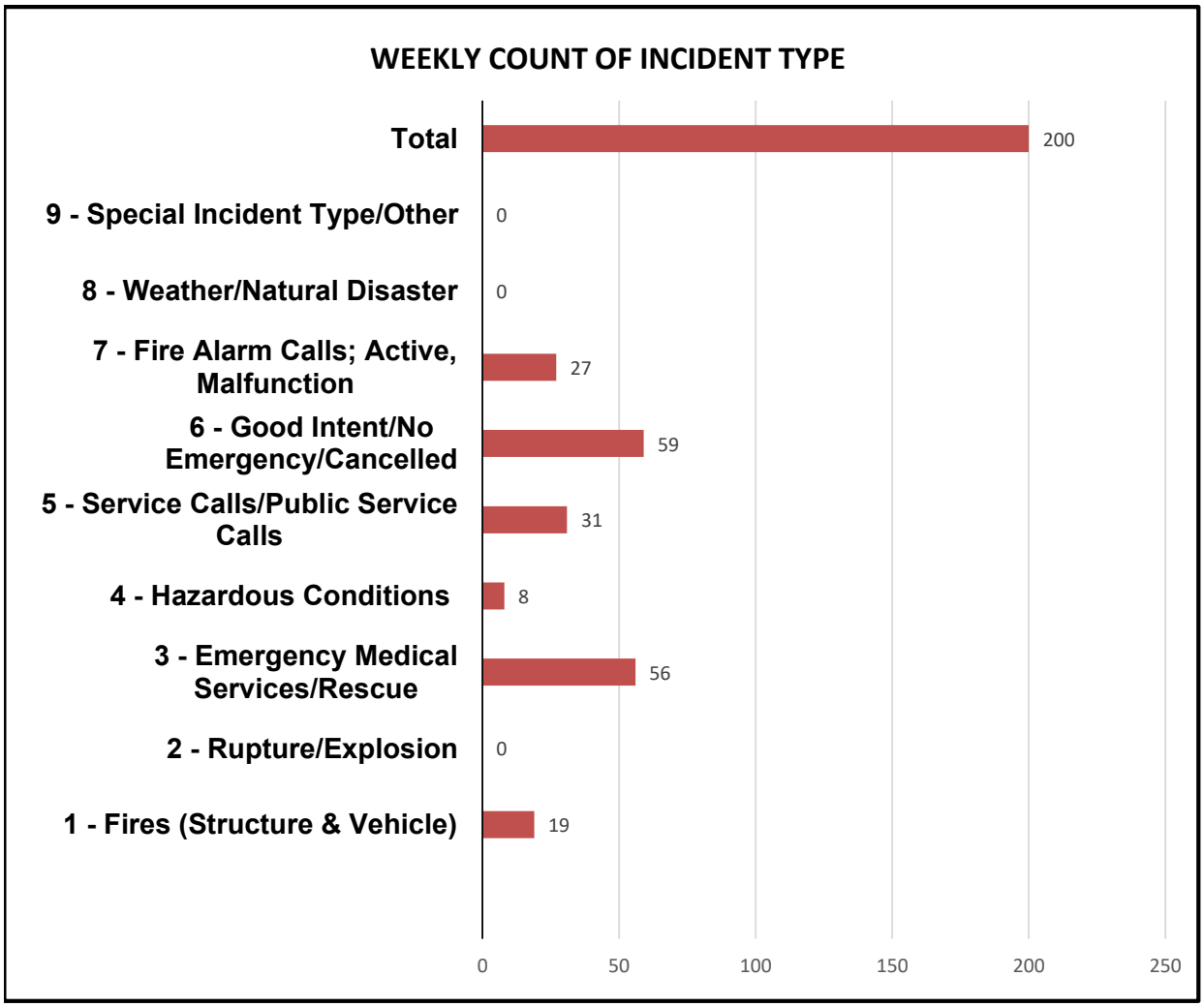

Biloxi Fire Department

Biloxi, MS

Breakdown by Major Incident Types (5530)

Start Date: **11/13/2026 0:00:00** | End Date: **11/20/2026 23:59:00**

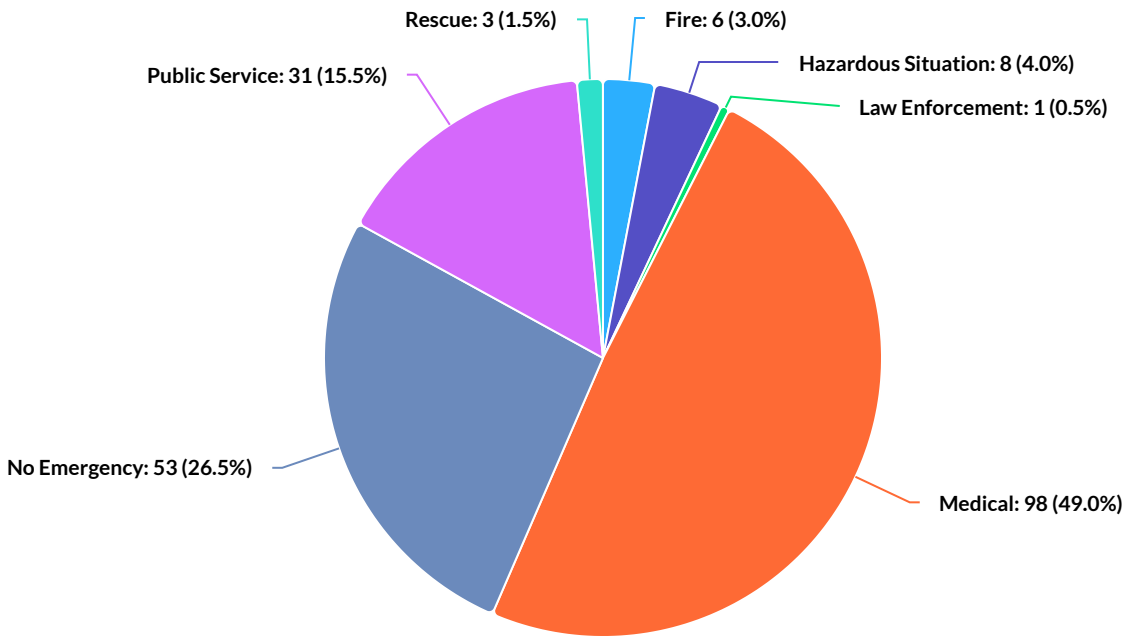

Fire	Hazardous Situation	Law Enforcement	Medical	No Emergency	Public Service	Rescue
6	8	1	98	53	31	3

Primary Incident Type	Count	Percentage
Abdominal Pain / Problems	3	1.50%
Accidental Alarm	16	8.00%
Altered Mental Status	4	2.00%
Back Pain (Non-Trauma)	1	0.50%
Breathing Problems	14	7.00%
Cancelled	27	13.50%
Cardiac Arrest	1	0.50%
Chest Pain (Non-Trauma)	15	7.50%
Convulsions / Seizures	4	2.00%
Diabetic Problems	4	2.00%

Electrical Power Line Down / Arcing / Malfunction	2	1.00%
Elevator / Escalator Rescue	3	1.50%
Fall	15	7.50%
Fire Alarm	7	3.50%
Gas Alarm	1	0.50%
Gas Leak / Gas Odor	3	1.50%
Headache	1	0.50%
Heart Problems	2	1.00%
Hemorrhage / Laceration	4	2.00%
Intentional False Alarm	1	0.50%
Investigate Hazardous Release (Nothing Found)	1	0.50%
Law Enforcement	1	0.50%
Lift Assist	21	10.50%
Lost Person	1	0.50%
Malfunctioning Alarm	3	1.50%
Motor Vehicle Collision	13	6.50%
Nausea	1	0.50%
No Appropriate Choice	1	0.50%
No Incident Found Upon Arrival / Location Error	4	2.00%
Other Traumatic Injury	1	0.50%
Pregnancy / Childbirth	1	0.50%
Psychological Behavior Issues	1	0.50%
Sick Case	6	3.00%
Smoke From Nonhostile Source (Smoke Scare)	3	1.50%
Standby	1	0.50%
Stroke / CVA	1	0.50%
Trash / Rubbish Fire	2	1.00%
Unconscious Victim	2	1.00%
Unknown Problem	4	2.00%
Vegetation / Grass Fire	3	1.50%
Vehicle Fire - Passenger	1	0.50%

Grand Total	**200**	**100.00%**

Counts incidents by Primary Incident Type and by incident series (Public Service, Fire, Medical, Rescue, No Emergency, Hazardous Situation, Law Enforcement). Incidents with no Primary Incident Type are not shown. The date range applies to the Dispatch Time, so incidents with no Dispatch Time are not shown either.



emergencynetworking.com
#5530

Criminal Intelligence Unit
T. (228) 435-6159
F. (228) 702-3179
ciu@biloxi.ms.us

Police Chief
Christopher DeBack

170 Porter Avenue
Biloxi, Mississippi 39530
Office: 228.435.6100
Fax: 228.374.1922
www.biloxi.ms.us

DATE: November 23, 2026

RE: Biloxi Police activity for November 16 – November 22, 2026

TOTAL CALLS FOR SERVICE	***2403***
TOTAL INCIDENT REPORTS	***161***
TOTAL OFFENSES *(Violations/Reports)*	***212***
TOTAL ARRESTS	***65***

Calls excluded from call type charts were: Extra Patrol – 994; Suspicious Circumstances – 84; Traffic Stops – 354; and Walk & Talk – 80.



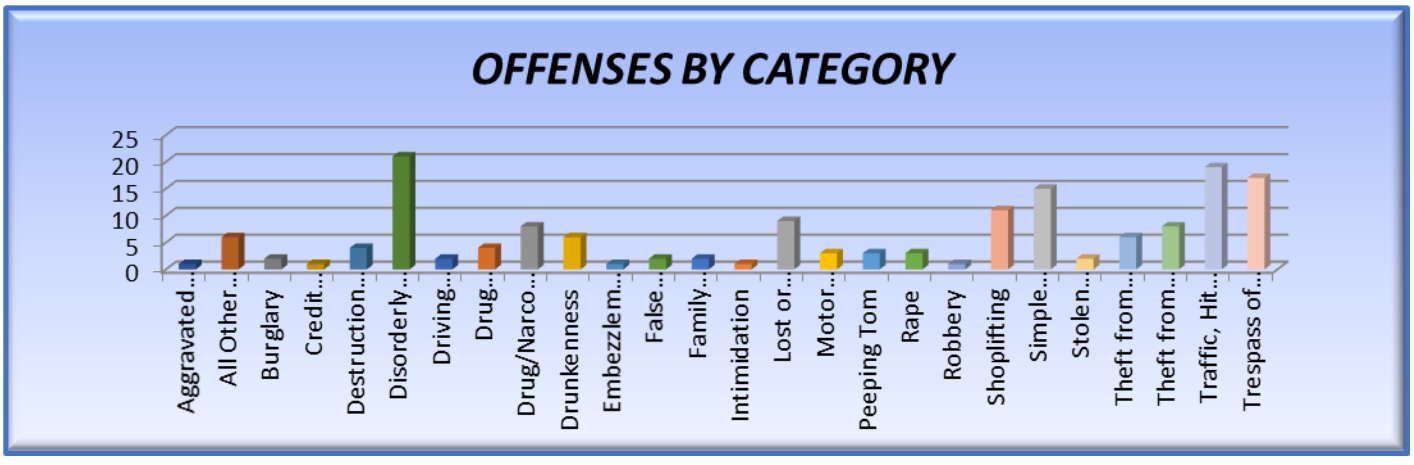

DATE: November 16, 2026

COMMUNITY DEVELOPMENT ACTIVITY REPORT FOR November 9 - 15, 2026

Building permits issued	63
Construction Valuation of permits issued	$329,000
Building inspections performed	76
Business licenses **Renewals** **Charter Boats** **Peddler's licenses**	6 30 0 0
Certificates of Occupancy issued	8 (0 were Short-Term Rentals)
Code enforcement cases opened	84
Code enforcement cases resolved	103