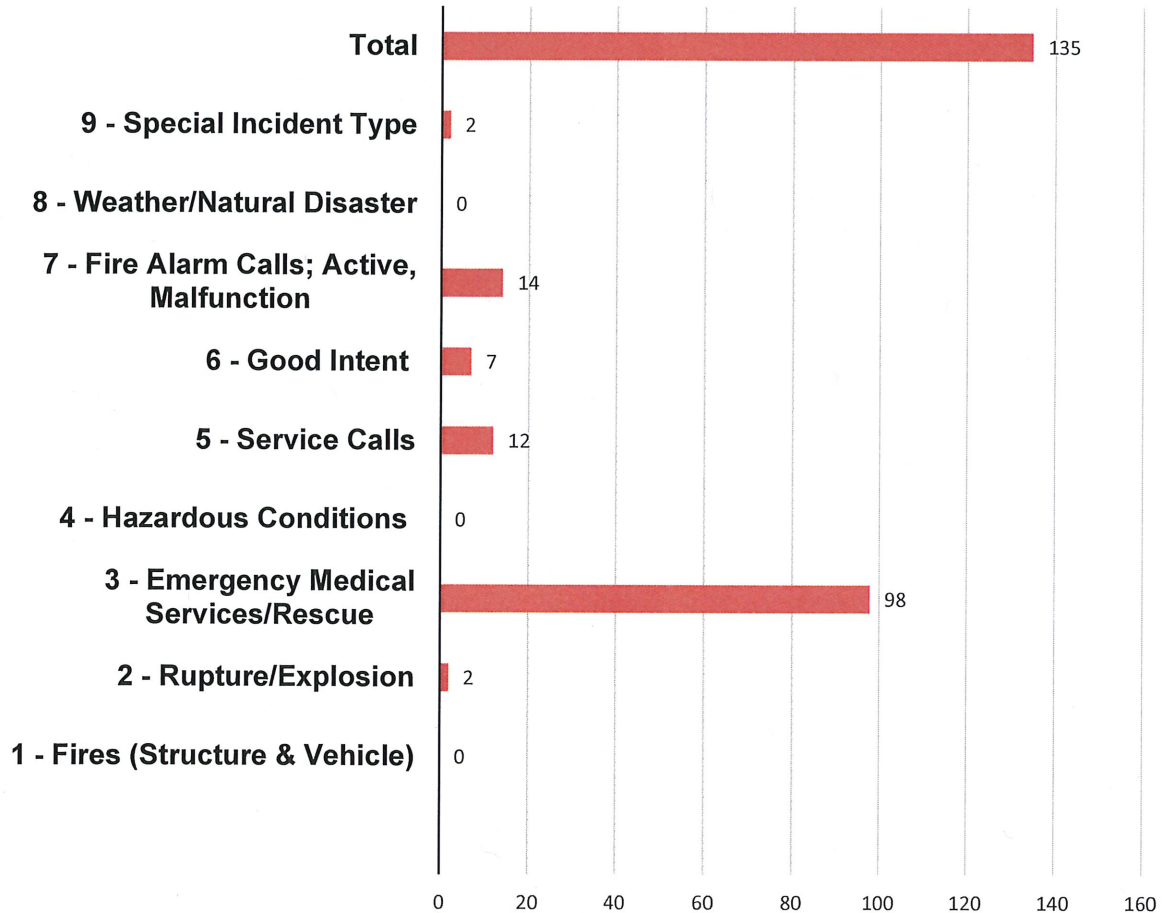




## BILOXI FIRE DEPARTMENT INCIDENT SUMMARY REPORT FOR THE WEEK OF Aug 22 - Aug 28, 2022

|   |                   |
|---|-------------------|
| 1 - Fires (Structure & Vehicle)           | 0                 |
| 2 - Rupture/Explosion                     | 2                 |
| 3 - Emergency Medical Services/Rescue     | 98                |
| 4 - Hazardous Conditions                  | 0                 |
| 5 - Service Calls                         | 12                |
| 6 - Good Intent                           | 7                 |
| 7 - Fire Alarm Calls; Active, Malfunction | 14                |
| 8 - Weather/Natural Disaster              | 0                 |
| 9 - Special Incident Type                 | 2                 |
| <b>Total</b>                              | <b><u>135</u></b> |

**WEEKLY COUNT OF INCIDENT TYPE**



## Criminal Intelligence Unit

T. (228) 435-6159

F. (228) 702-3179

ciu@biloxi.ms.us



## Police Chief

John B. Miller

170 Porter Avenue  
Biloxi, Mississippi 39530  
Office: 228.435.6100  
Fax: 228.374.1922  
www.biloxi.ms.us

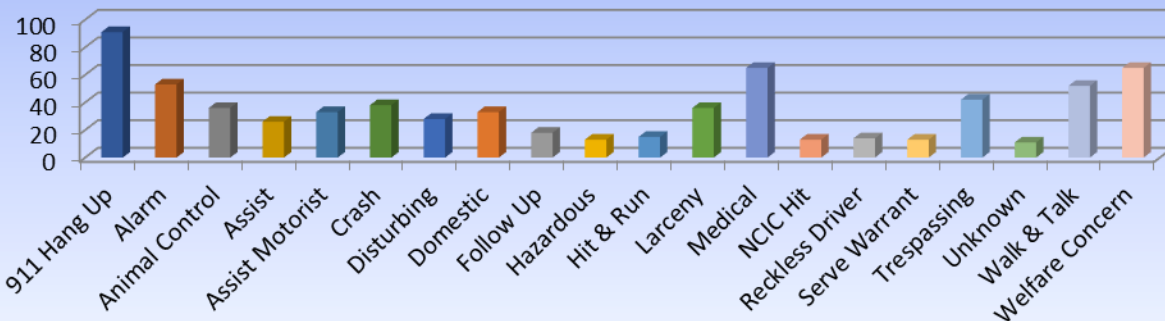
**DATE:** August 29, 2022

**RE:** Biloxi Police activity for August 22-28, 2022

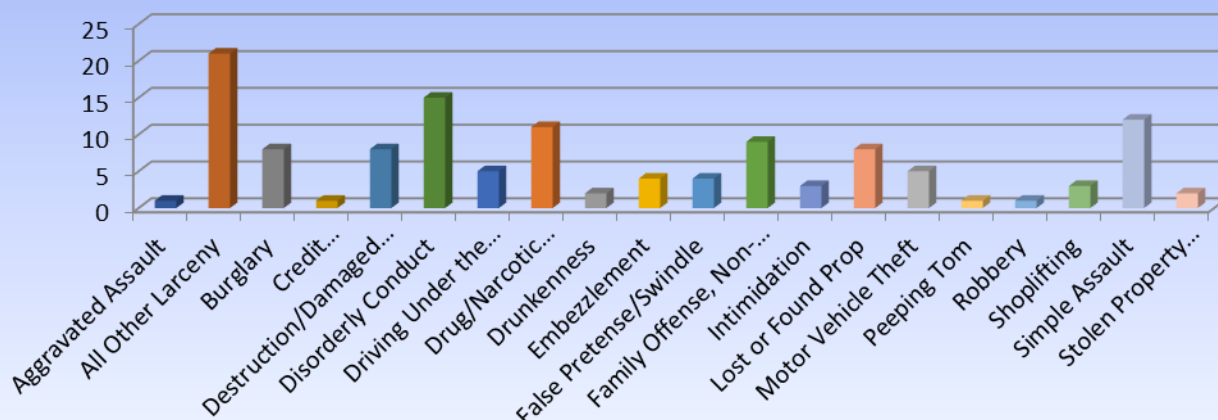
|  |              |
|--|--------------|
| <b>TOTAL CALLS FOR SERVICE</b>             | <b>1,319</b> |
| <b>TOTAL INCIDENT REPORTS</b>              | <b>160</b>   |
| <b>TOTAL OFFENSES (Violations/Reports)</b> | <b>196</b>   |
| <b>TOTAL ARRESTS</b>                       | <b>83</b>    |

Calls excluded from call type charts were: Extra Patrol – 195; Suspicious Circumstances – 92; Traffic Stops – 138; and Walk & Talk – 52. The Biloxi Police Crime Map may be viewed at <https://www.arcgis.com/apps/dashboards/83df186bc01d41c9b035af33b058e76f>.

### TOP 20 CALL TYPES BY NATURE



### OFFENSES BY CATEGORY





**DATE:** August 29, 2022

**COMMUNITY DEVELOPMENT ACTIVITY REPORT FOR Aug 22 - 28, 2022**

|   |                              |
|---|------------------------------|
| <i>Building permits issued</i>                  | 62                           |
| <i>Construction Valuation of permits issued</i> | \$1,559,252                  |
| <i>Building inspections performed</i>           | 67                           |
| <i>Business licenses</i>                        | 11                           |
| <i>Renewals</i>                                 | 326                          |
| <i>Charter Boats</i>                            |                              |
| <b>Peddler's licenses</b>                       |                              |
| <i>Certificates of Occupancy issued</i>         | 6 (1 was Short-Term Rentals) |
| <i>Code enforcement cases opened</i>            | 60                           |
| <i>Code enforcement cases resolved</i>          | 29                           |