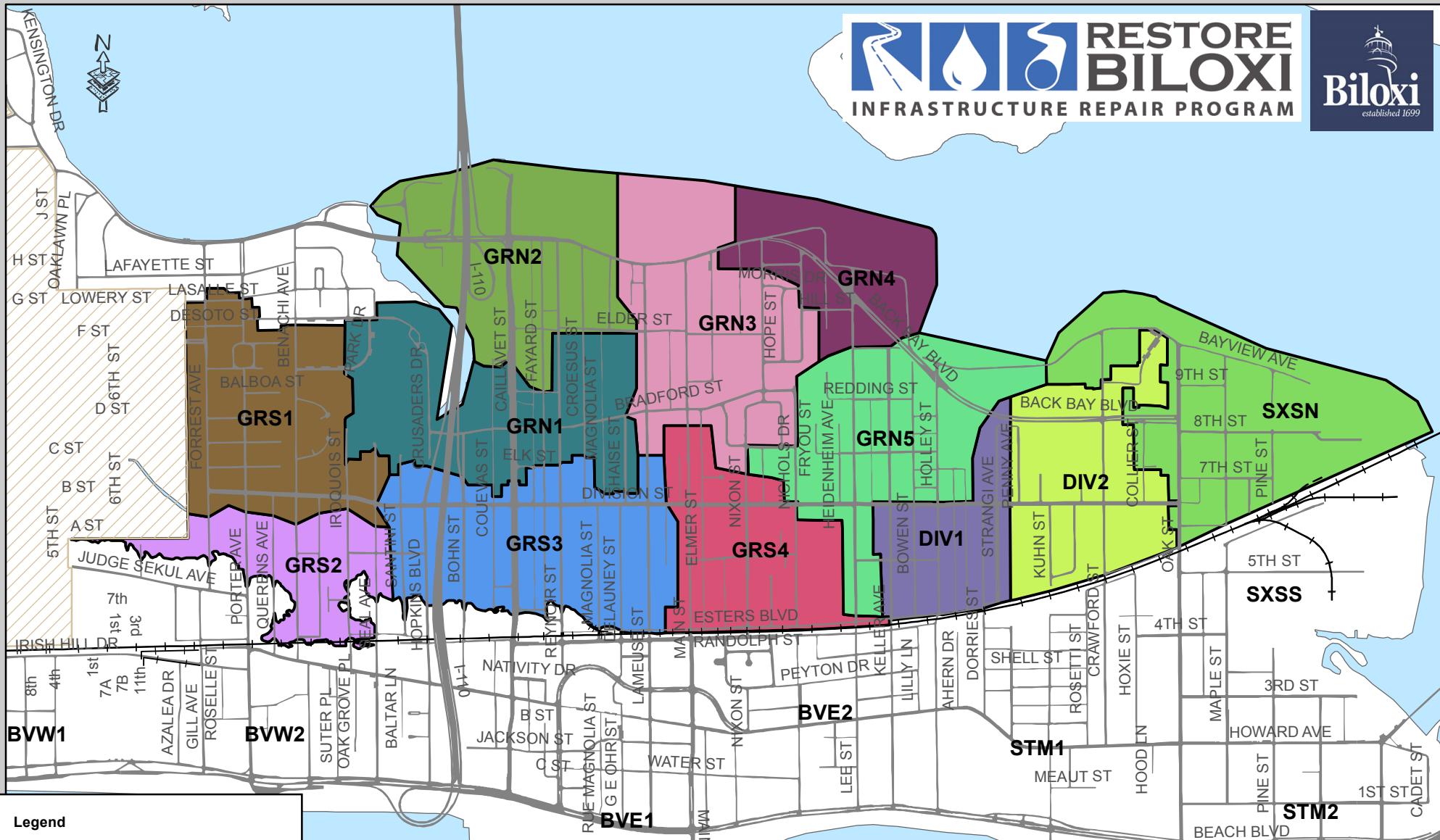


June 8, 2016

Report by Acting Director of Engineering Christy LeBatard, P.E.  
on Restore Biloxi "North Contract"

Report uses figures as of April 25, 2016, which were attached to the last pay request from contractor Oscar Renda Contracting. Report will be updated as pay requests are received.



**Legend**

**The North Contract Infrastructure Phases**

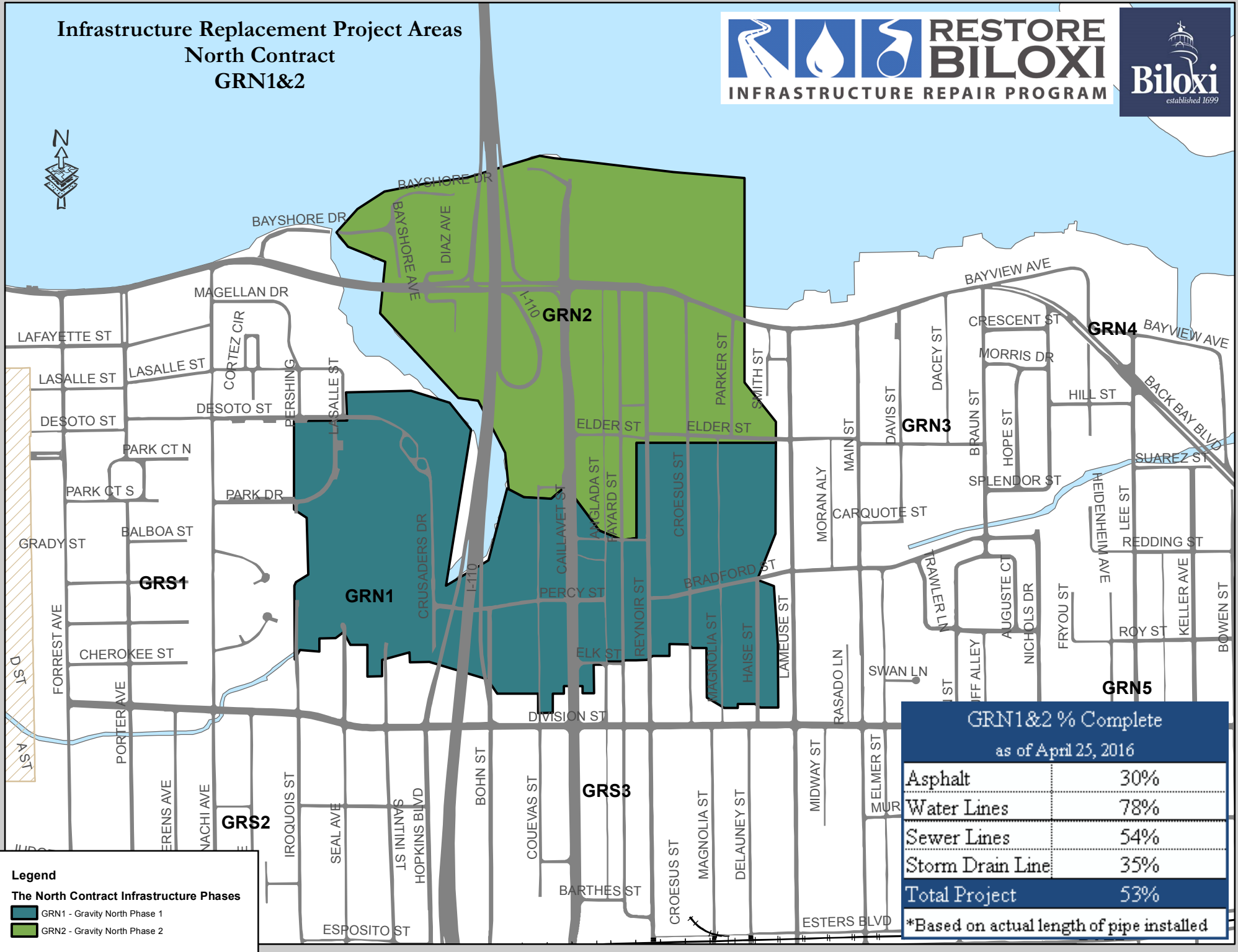
- SXSN - Sixth Street North
- GRN1 - Gravity North Phase 1
- GRN2 - Gravity North Phase 2
- GRN3 - Gravity North Phase 3
- GRN4 - Gravity North Phase 4
- GRN5 - Gravity North Phase 5
- GRS1 - Gravity South Phase 1
- GRS2 - Gravity South Phase 2
- GRS3 - Gravity South Phase 3
- GRS4 - Gravity South Phase 4
- DIV1 - Division Street Phase 1
- DIV2 - Division Street Phase 2

**Infrastructure Replacement Project Areas  
North Contract**

North Contract % Complete as of April 25, 2016	
Asphalt	10%
Water Lines	86%
Sewer Lines	33%
Storm Drain Lines	24%
<b>Total Project</b>	<b>40%</b>
*Based on actual length of pipe installed	



# Infrastructure Replacement Project Areas North Contract GRN1&2



**Legend**

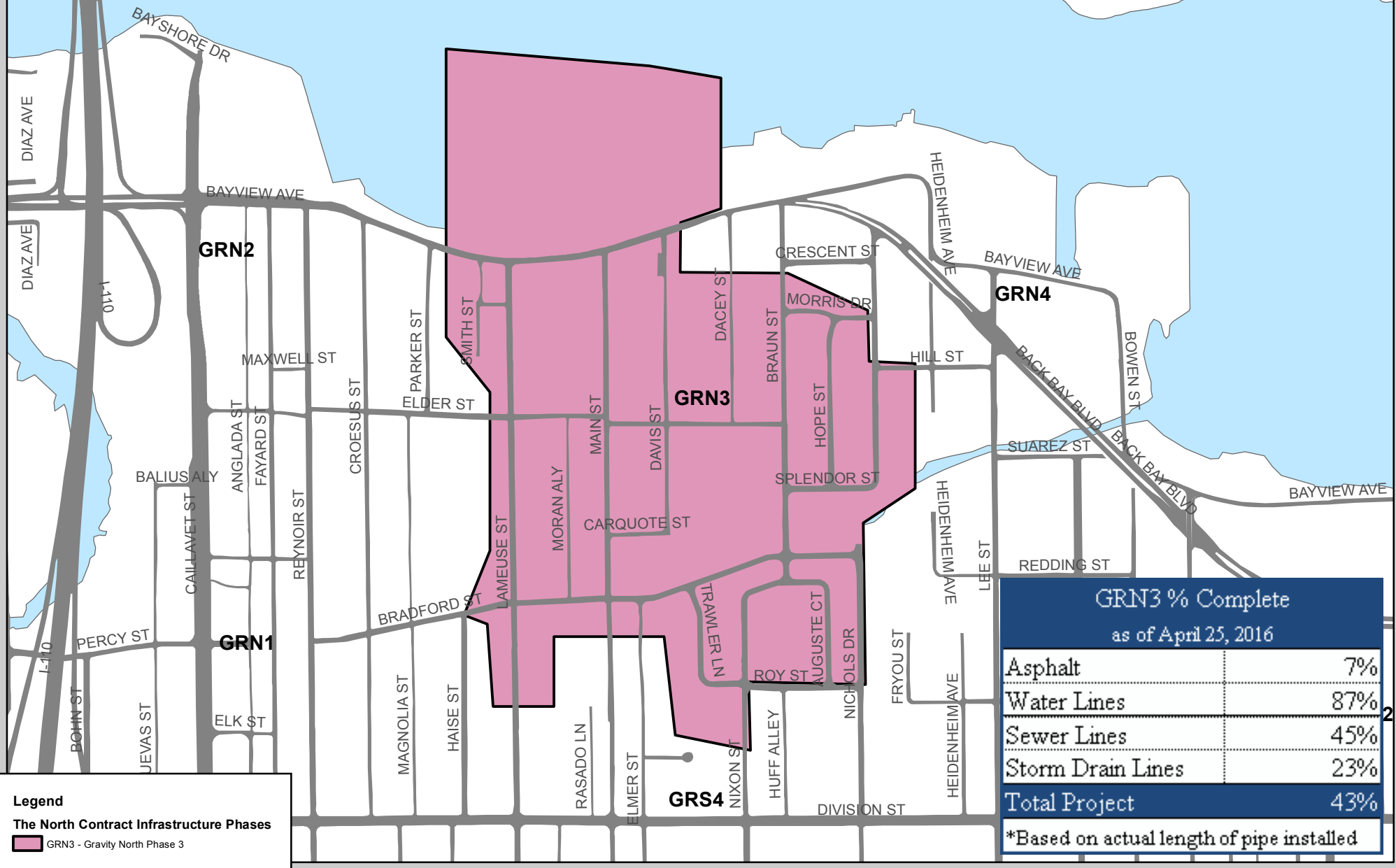
**The North Contract Infrastructure Phases**

- GRN1 - Gravity North Phase 1
- GRN2 - Gravity North Phase 2

GRN1&2 % Complete	
as of April 25, 2016	
Asphalt	30%
Water Lines	78%
Sewer Lines	54%
Storm Drain Line	35%
<b>Total Project</b>	<b>53%</b>

*\*Based on actual length of pipe installed*

# Infrastructure Replacement Project Areas North Contract GRN3



**Legend**

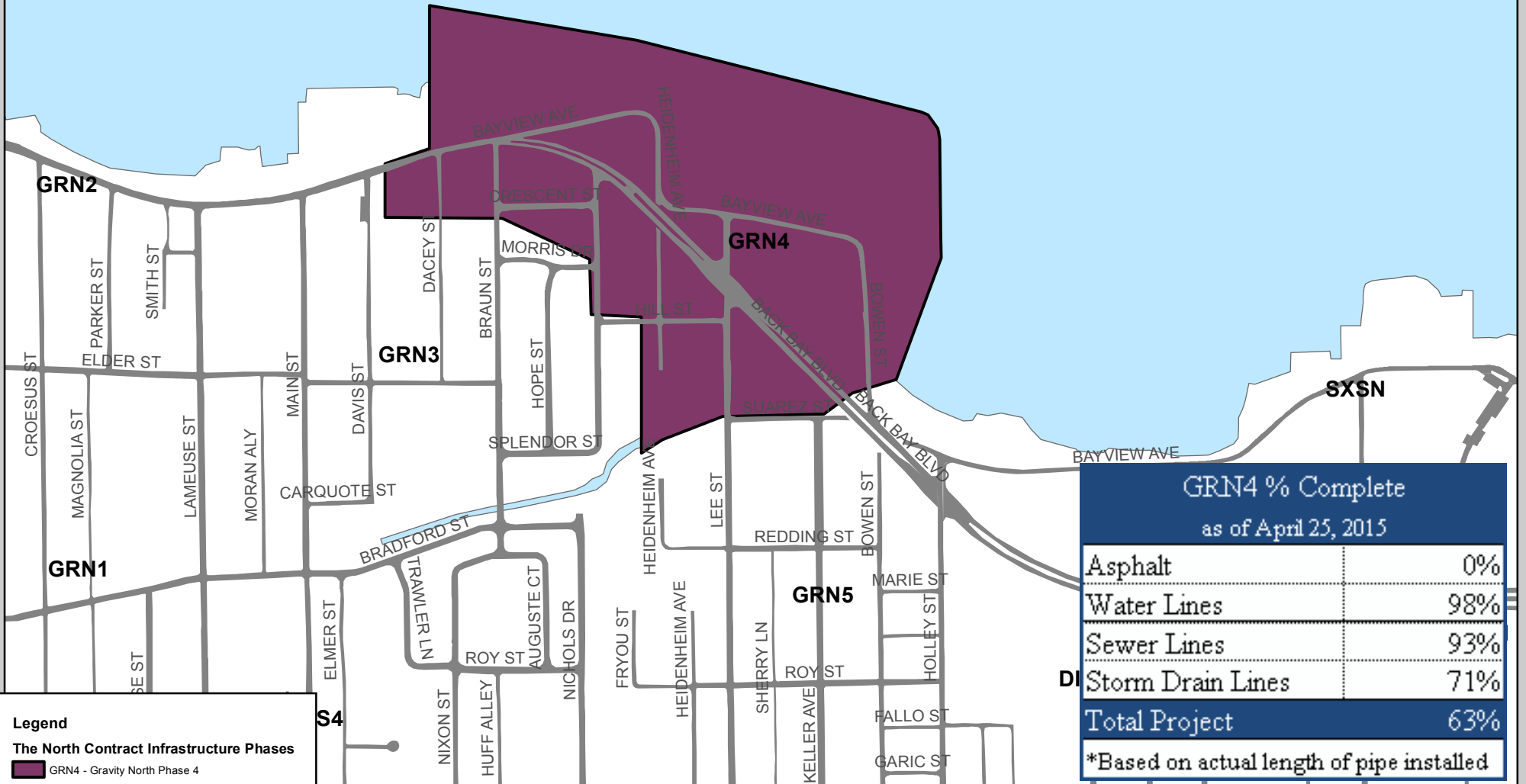
**The North Contract Infrastructure Phases**

GRN3 - Gravity North Phase 3

GRN3 % Complete as of April 25, 2016	
Asphalt	7%
Water Lines	87%
Sewer Lines	45%
Storm Drain Lines	23%
<b>Total Project</b>	<b>43%</b>

\*Based on actual length of pipe installed

Infrastructure Replacement Project Areas  
North Contract  
GRN4

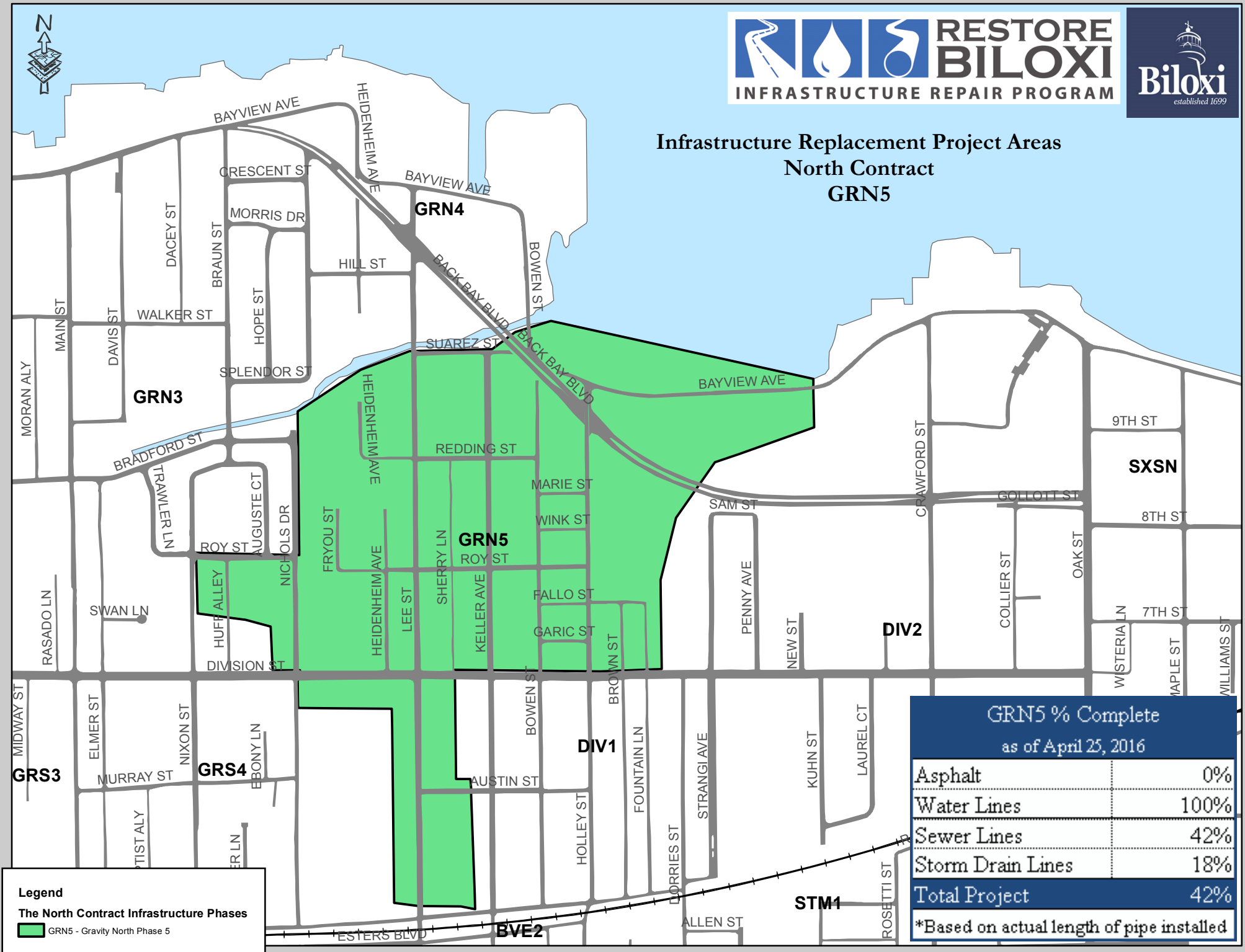


**Legend**  
The North Contract Infrastructure Phases  
■ GRN4 - Gravity North Phase 4

GRN4 % Complete as of April 25, 2015	
Asphalt	0%
Water Lines	98%
Sewer Lines	93%
Storm Drain Lines	71%
<b>Total Project</b>	<b>63%</b>
*Based on actual length of pipe installed	



**Infrastructure Replacement Project Areas  
North Contract  
GRN5**



GRN5 % Complete	
as of April 25, 2016	
Asphalt	0%
Water Lines	100%
Sewer Lines	42%
Storm Drain Lines	18%
<b>Total Project</b>	<b>42%</b>
*Based on actual length of pipe installed	

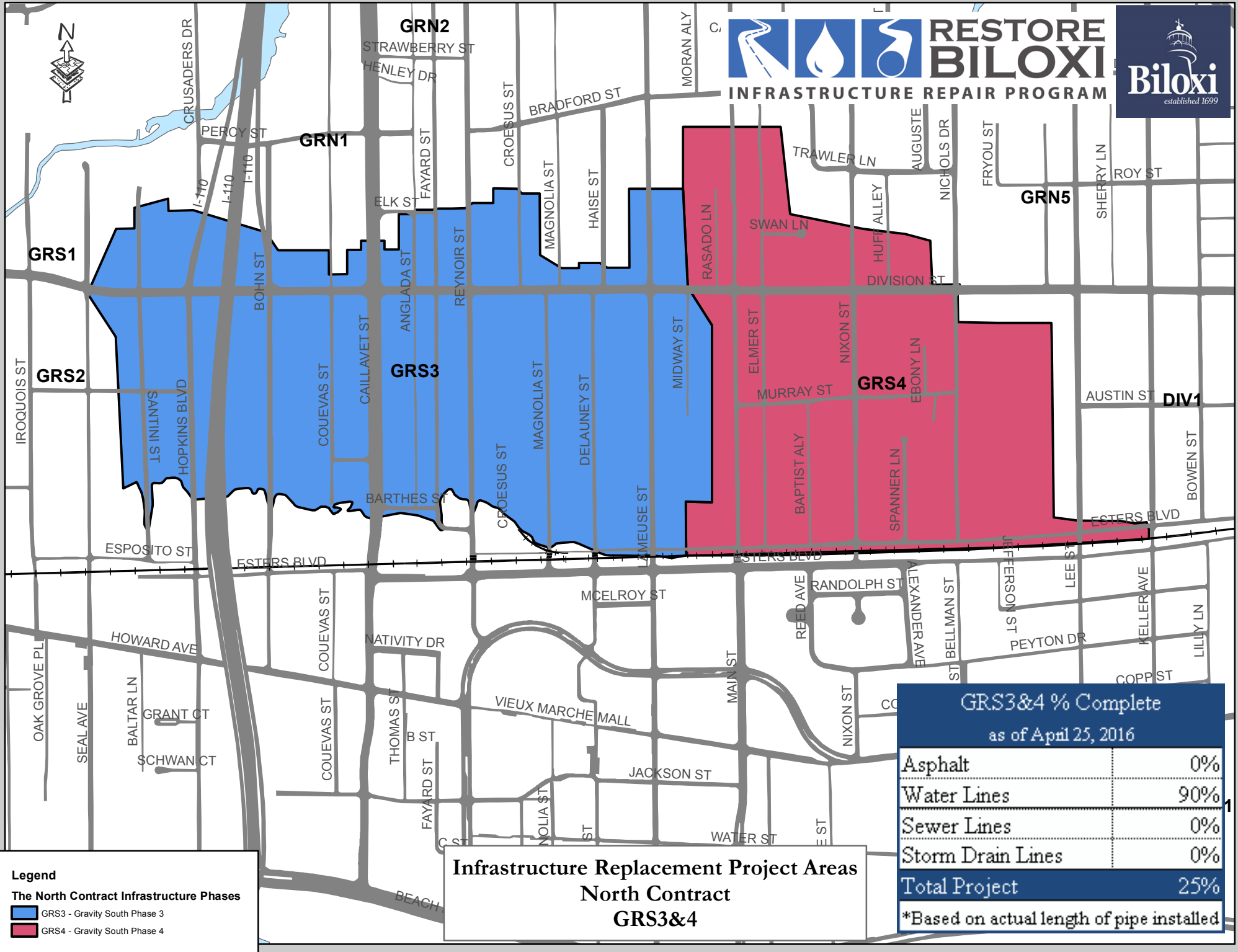
**Legend**

**The North Contract Infrastructure Phases**

GRN5 - Gravity North Phase 5







**Legend**

**The North Contract Infrastructure Phases**

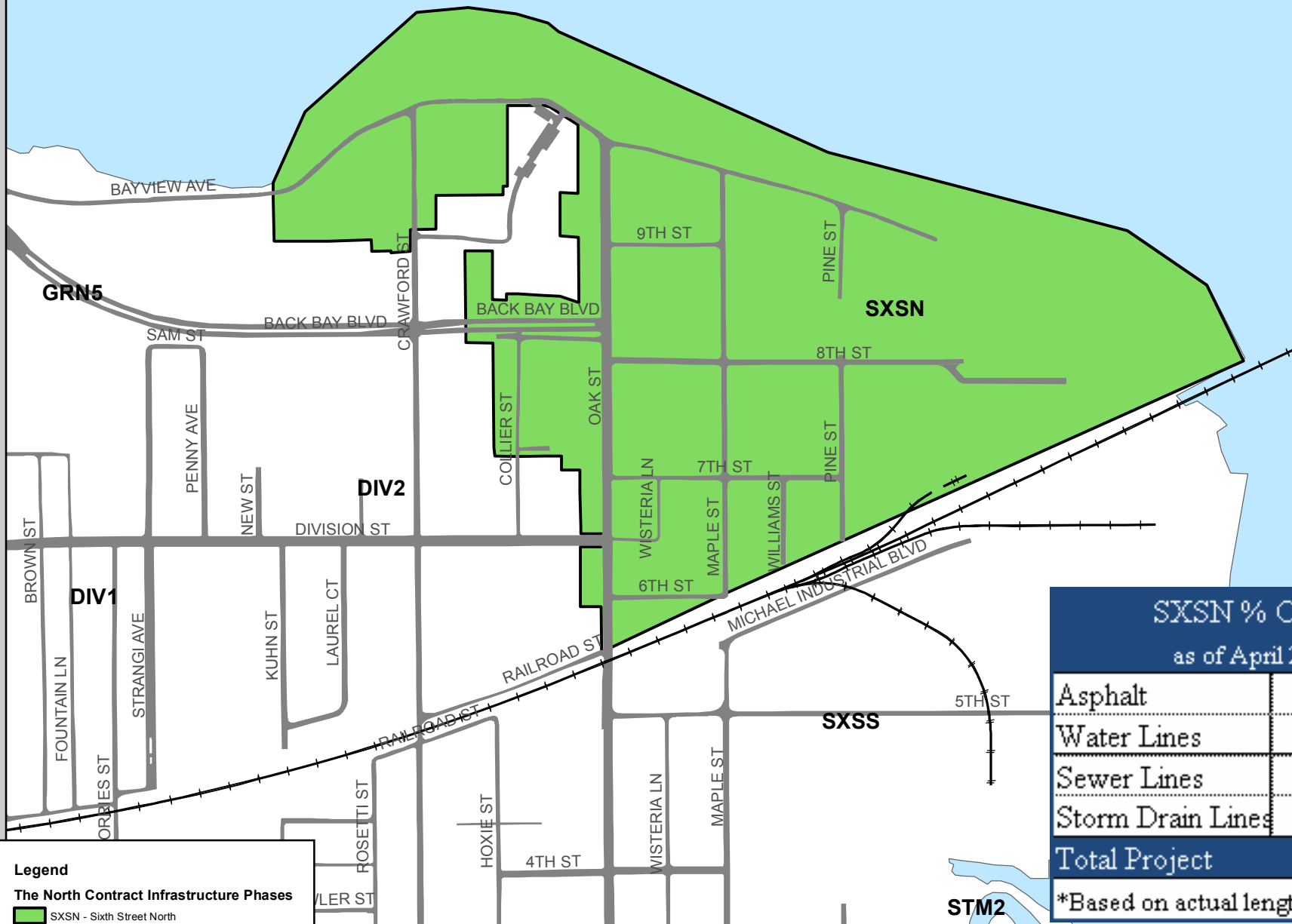
- GRS3 - Gravity South Phase 3
- GRS4 - Gravity South Phase 4

**Infrastructure Replacement Project Areas**  
**North Contract**  
**GRS3&4**

<b>GRS3&amp;4 % Complete</b>	
as of April 25, 2016	
Asphalt	0%
Water Lines	90%
Sewer Lines	0%
Storm Drain Lines	0%
<b>Total Project</b>	<b>25%</b>
*Based on actual length of pipe installed	



Infrastructure Replacement Project Areas  
North Contract  
SXSN



**Legend**

The North Contract Infrastructure Phases

- SXS - Sixth Street North

SXS % Complete	
as of April 25, 2016	
Asphalt	51%
Water Lines	97%
Sewer Lines	103%
Storm Drain Lines	96%
<b>Total Project</b>	<b>88%</b>
*Based on actual length of pipe installed	