



biloxi.ms.us

**CDBG ENTITLEMENT PROGRAM
2015 Consolidated Annual Performance Review
and Evaluation Report (CAPER)
for the
U.S. Department of Housing and Urban Development**

**Public Review Draft
Public Comment Period March 3 – 18, 2016**

**Prepared by Grace Aaron Development Consultant
and the
City of Biloxi Federal Programs Division**

EXECUTIVE SUMMARY

The City of Biloxi's 2015 Consolidated Annual Performance and Evaluation Report (CAPER) identifies the results of implementing activities outlined and funded by the City's 2015 One-Year Action Plan for the period January 1, 2015 to December 31, 2015. In addition, the CAPER highlights accomplishments of the City of Biloxi's Five-Year (2015-2019) Consolidated Plan for Housing and Community Development Programs funded through the U.S. Department of Housing and Urban Development's (HUD's) Community Development Block Grant (CDBG) Entitlement Program.

Single and Multi-Family Housing

Throughout 2015, the City worked with local social service agencies to support on-going efforts to identify and address unmet local housing and other community needs. These agencies included the Open Doors Homeless Coalition Continuum of Care, the Biloxi Housing Authority, Back Bay Mission and the Gulf Coast Women's Center for Nonviolence among others.

The City continued to sponsor a Homebuyer Education Program through Visions of HOPE, a local nonprofit agency, and provided \$20,000 in General Funds to support this effort. General Funds in the amount of \$50,000 also was allocated by the City in support of Back Bay Mission's low-income, owner-occupied housing rehabilitation program that primarily benefits qualified elderly and disabled residents.

During 2014 and the first half of 2015, the City of Biloxi engaged in many discussions and meetings with the Harrison County HOME Consortium and the Jackson HUD Field Office, both separately and together. Ultimately, the City of Biloxi determined that it was in its residents' best interest to withdraw from the Consortium and to pursue funding to meet local housing needs as a stand-alone applicant.

Infrastructure Improvements

To address flooding and related drainage issues in a West Biloxi neighborhood comprised of primarily low- to moderate-income single- and multi-family residences, implementation of Phase II of the Petit Bois Drainage Project continued during PY2015. The environmental assessment and engineering design, initiated in Program Year 2014, were completed in PY2015 and construction was initiated.

PY2015 funds also were budgeted for engineering design and environmental review services for the Rodenberg-Iberville Drainage Improvements Project; preliminary project

design meetings were held with the City of Biloxi Engineering Division, but no CDBG funds were expended during the program year.

Public Facilities – Fire Station Equipment

In PY2015, CDBG funds were expended for the second of three lease payments toward purchase an E-One Aerial 100' Platform Fire Truck located at a fire station in a primarily low- to moderate-income area of Central Biloxi.

Homelessness

During PY2015, the City continued to participate as a member of the Open Doors Homeless Coalition Continuum of Care (CoC), actively endorsing Open Doors' successful application to the Community Solutions Zero: 2016 Program that provides technical assistance to the CoC to enhance local efforts to end chronic and veterans' homelessness by 2016. Through targeted outreach during PY2015, the list of homeless veterans in Biloxi was refined and recognized by Community Solutions Zero: 2016 as a "gold standard" by-name list. HUD Secretary Castro applauded the coordinated effort of the City of Biloxi and its nonprofit organizations to effectively end homelessness among veterans in Biloxi.

I. 2015 Consolidated Annual Performance and Evaluation Report (CAPER) of the City of Biloxi, Mississippi

A. Summary of Resources and Distribution of Funds

Resources in the 2015 One-Year Action Plan include formula grants to the City of Biloxi for the program year January 1, 2015 through December 31, 2015.

Community Development Block Grant

2015 Entitlement	\$417,323.00
Program Income	\$169,215.74
Previously Allocated, But Not Used	<u>\$297,218.67</u>
	\$937,757.41

The City expended its CDBG entitlement allocation, program income and carry over from previous years that was allocated, but not used to meet community needs and goals identified in its 2015-2019 Consolidated Plan. Due to continued budget constraints in 2015, the City of Biloxi limited its General Fund social service contributions to an allocation of \$50,000 to Back Bay Mission to assist with rehabilitation of owner-occupied housing for elderly and disabled residents and \$20,000 to Visions of Hope to support its homeowner education program.

B. Assessment of the Three to Five Year Goals

The City of Biloxi continued to work throughout Program Year 2015 to support social service agencies' efforts to address homelessness in Biloxi. On-going meetings with the Open Doors Homeless Coalition Continuum of Care, the Biloxi Housing Authority and the Gulf Coast Women's Center for Nonviolence further identified Biloxi's unmet housing needs. In addition to rental assistance, there is high demand for tenant-based security and utility deposit assistance to help move homeless and near-homeless families with children into existing affordable housing units. There also is a need to expedite issuance of VA housing vouchers to help address homelessness of veterans.

Despite the City of Biloxi's lack of direct investment of CDBG funding for homelessness prevention services, the coordinated efforts of the City and local nonprofit agencies were recognized by HUD Secretary Castro for effectively ending homelessness among veterans in Biloxi during PY2015.

Through its community development outreach efforts, the City updated its contact list of local nonprofit agencies that provide crucial services to the low- and moderate-income residents of Biloxi, including those who are homeless. While General Fund constraints did not allow the City to make its usual contributions to social service agencies in 2015, the City is continuing to search for revenue to meet residents' growing affordable housing needs.

Public infrastructure improvements – streets, drainage, water, and sewer systems repair and/or replacement – are identified as a top community priority in the Biloxi 2015-2019 Consolidated Plan and 2015 Action Plan. In Program Year 2015, construction activities were initiated in Phase II of the Petit Bois Drainage Project, which will comprehensively address flooding and related drainage issues in a West Biloxi neighborhood comprised of both single- and multi-family households that are primarily low- to moderate-income. Environmental assessment and engineering design, initiated in 2014, were completed in 2015.

Meetings were conducted to discuss and initiate a preliminary engineering design study and environmental review of the Rodenberg-Iberville Drainage Project, but no funds were expended for this project in PY2015.

Program Year 2015 also included CDBG funding for a Public Facilities – Fire Station Project, to make the second of three lease payments for an E-One Aerial 100' Platform Fire Truck to serve principally serve a low- to moderate-income area of Central Biloxi.

The environmental assessment of an existing building to be rehabilitated to house a police substation and community meeting room was initiated in PY2015 and design proposals for the rehabilitation were requested, but no CDBG funds were expended on this Public Safety Project.

Maps identifying racial/ethnic information by census tract of persons residing in the City of Biloxi and who benefit from programs funded through HUD formula grants are included in the report. The new fire truck is housed in a fire station located in low- to moderate-income area in Central Biloxi. The Petit Bois Phase II Drainage Project (West Biloxi), the Rodenberg-Iberville Drainage Project (Central Biloxi) and the Police Substation/Community Room Project (East Biloxi) also serve predominantly low- to moderate-income areas of the City of Biloxi.

C. Home Program – Not Applicable

D. Affirmatively Furthering Fair Housing

During Program Year 2015, the City of Biloxi initiated implementation of the public educational outreach strategy adopted as part of its 2014 Analysis of Impediments to Fair Housing Choice. The following actions identified in the strategy have been or are in the process of being implemented:

- As part of its effort to improve public awareness of the rights and responsibilities addressed by the Fair Housing Act, the Mayor proclaimed April 2015 as Fair Housing Month in the City of Biloxi. The monthly Community Calendar of Events, mailed to each household and business in the City, included information about the Fair Housing Act and expressed the City's support for it.

- The City is working to amend its comprehensive Land Development Ordinance to include fair housing definitions and to provide specific references to development-related fair housing requirements and policies;
- Through general fund appropriations the Coast Transit Authority, the City is working to provide reliable and affordable transportation to residents and to expand access to affordable housing located throughout the City; and
- The City is working with local lending institutions, realtors, landlords and others to educate the public about fair housing lending practices.

Below are the areas that were identified as impediments and the actions that were taken by the City of Biloxi to overcome the effects of the impediments to affirmatively further fair housing:

- **Zoning**
The comprehensive Land Development Ordinance (LDO) has been adopted, which includes provisions for the development of affordable housing throughout the City. Discussions are ongoing regarding necessary amendments to the LDO to include definitions relating to fair housing and to include development-related references to fair housing regulations and policies in the applicable International Building Code.
- **Planning processes for subdivision development**
Subdivision regulations of the City of Biloxi have been updated to allow a variety of lot sizes in support of affordable housing construction throughout the City.
- **Transportation – housing linkage**
The City of Biloxi is working on an ongoing basis to address the need to expand public transportation throughout the City and to serve low- to moderate-income residential areas through its General Fund allocations to the Coast Transit Authority. The City also works with the Gulf Regional Planning Commission (the area's Metropolitan Planning Organization), the Mississippi Department of Transportation and other agencies involved in improving transportation opportunities for all Biloxians, especially those residing in low- to moderate-income areas. Transportation resources continue to be investigated to support affordable, safe and convenient multimodal transportation for all residents.
- **PHA**
The Biloxi Housing Authority has successfully transitioned its housing programs to affirmatively further fair housing for public housing residents. The BHA provided meaningful input into the 2014 Update to Biloxi's Analysis of Impediments to Fair Housing Choice and is working with the City to educate the public about fair housing regulations and policies to further reduce impediments to fair housing choice.

Since Hurricane Katrina, the Biloxi Housing Authority has purchased scattered public housing developments throughout Biloxi to supplement the loss of units destroyed by Hurricane Katrina.

- **Lending practices**

Working with financial institutions in the area, Biloxi has put significant energy into addressing the education and re-education of lending institutions to provide affordable housing opportunities to all residents. A continuing problem is the high cost of housing insurance, especially flood insurance, which negatively impacts the affordability of housing throughout the City. Biloxi supports the efforts of state- and federal-elected officials to address this problem.

- **Lack of informational programming**

There is ever-increasing awareness in the community and, in particular, among homebuyers and financial institutions, about fair housing responsibilities. In PY2015, the City of Biloxi provided \$20,000 in General Funds to Visions of HOPE, a local nonprofit, to continue supporting a homeowner education program offering individual training as well as home buyer education classes to assist eligible low- to moderate-income persons on a citywide basis.

E. Affordable Housing

The City of Biloxi identified working with area social service agencies to expand low- to moderate-income households' access to available affordable housing as a high priority in its 2015-2019 Consolidated Plan. The City provided General Funds in 2015 to continue its support for a homeowner education program provided by a local nonprofit agency, which has been very successful in the last several years.

In terms of providing affordable rental housing in 2015, the City did not implement any rental housing programs nor did it plan expenditures in its 2015 Action Plan to address the needs of low-income renters with severe cost burden or involuntary displacement. However, the City continued to work with the Open Doors Homeless Coalition Continuum of Care to develop a new public service activity, proposed to be implemented during PY2016 with City of Biloxi CDBG Entitlement funds, to address the needs of eligible low-income renters and homeless families to improve access to affordable housing through a tenant-based security deposit grant program.

Construction of Phase II of the HomePort Project, a Veterans Housing Project of the Gulf Coast Housing Initiative which includes Back Bay Mission, the City of Biloxi and the Harrison County HOME Consortium, was completed in December 2014. In 2015, qualified homeless veterans moved into the 6-unit housing complex located in East Biloxi, which was funded in part with \$160,000 CHDO funds from the Harrison County HOME Consortium. A total of \$246,023 in Harrison County HOME Consortium funds was invested in the

HomePort I and II Project, providing a total of 8 residential units for income-qualifying homeless veterans.

During 2015, the City of Biloxi also provided General Funds in the amount of \$50,000 to Back Bay Mission to assist in rehabilitating eleven houses owned and occupied by qualifying elderly and/or disabled residents; rehabilitation activities included roof repairs and code compliance upgrades.

The goals of the 2015-2019 Consolidated Plan and the 2015 One-Year Action Plan were consistent, on target and exceeded the housing goals for the year. The 2015 Action Plan did not call for the provision of direct homebuyer or renter assistance during the transitional year following withdrawal from the Harrison County HOME Consortium.

F. Continuum of Care

To continue addressing the needs and priorities for affordable housing, as identified in its Consolidated Plan, the City of Biloxi continued to work during 2015 with the participants of the Open Doors Homeless Coalition Continuum of Care, a collaborative effort among nonprofit social services agencies and local government representatives in the six southern-most counties in Mississippi (Hancock, Harrison, Jackson, Pearl River, George and Stone). During 2015, the Continuum of Care Program provided housing and related services for persons experiencing homelessness, persons who are low- and very-low-income, persons who are precariously housed, and persons with disabilities. The total population in the area served is just under 450,000, which, according to the 2000 Census, represents 16% of the population of the State of Mississippi.

The Open Doors Homeless Coalition is the lead agency for the Continuum of Care. In addition to the City of Biloxi, some of the other principal organizations involved in the collaborative effort are the Gulf Coast Women's Center for Nonviolence, South Mississippi AIDS Task Force, Biloxi VA, Mental Health Association of Mississippi, Seashore Mission and Back Bay Mission. The Open Doors Homeless Coalition Continuum of Care Program receives funding allocations directly from HUD to address homeless needs in South Mississippi; no new funding resources were identified in 2015.

During Program Year 2015, the City worked closely with the Open Doors Homeless Coalition Continuum of Care to update information about Biloxi's homeless population and housing needs. This information will be incorporated, as relevant, in the City's 2016 Action Plan. The City also worked with the Continuum of Care to initiate development of a tenant-based security deposit grant program, targeting families with children, to reduce and prevent homelessness in Biloxi.

The City continued to participate as a member of the Open Doors Homeless Coalition Continuum of Care (CoC) and endorsed Open Doors' successful application to the Community Solutions Zero: 2016 Program that provided technical assistance to the CoC to enhance local efforts to end chronic and veterans' homelessness by 2016. As recognized by

the HUD Secretary, the collaboration among the City, its COC and other local nonprofit organizations resulted in effectively ending homelessness among veterans in Biloxi by the end of PY2015.

The City continues to work to identify available General Fund revenue to provide funding assistance to local nonprofit agencies that provide a variety of assistance to the homeless. These agencies include the Salvation Army, Gulf Coast Women's Center for Nonviolence, Back Bay Mission and South Mississippi Aids Task Force. The City works closely with all social service agencies because the services provided to homeless persons and the special needs populations are significant.

G. Other Action

Typically, the City of Biloxi strives to address the needs of underserved populations and to fill gaps in institutional structures through annual General Fund contributions, but revenue collection in calendar year 2015 did not allow the City to support the work of local social service agencies in this manner.

Affordable housing continues to be a difficult need to address because of the considerable amount of housing stock lost in Hurricane Katrina and the escalating cost of insurance, especially flood insurance. The City has taken the following actions to increase affordable housing and eliminate perceived barriers:

- It continues to upgrade its zoning and subdivision regulations to insure the availability of affordable housing and continues to work with local lending institutions to reduce and eliminate barriers to affordable housing.
- To decrease the number of persons living at or below the poverty level, the City continues to recruit diversified businesses for job creation in commercial and mixed-use areas.
- To address affordable housing needs, the City of Biloxi continues to work in partnership with the Biloxi Housing Authority to expand the local inventory of affordable housing. BHA has developed and is implementing a comprehensive plan to increase resident involvement and further improve housing for public housing residents.
- During 2015, the City worked with the Open Doors Homeless Coalition Continuum of Care to develop a tenant-based security deposit grant program targeting homeless families with children. This public service activity is proposed to be funded during PY2016 with CDBG funds and will improve access to affordable housing for Biloxi's low-income renters and homeless families.

Lead Base Paint – The following measures have been taken to reduce the incidence of lead-based paint hazards in Biloxi. With the implementation of the CDBG Housing Rehabilitation

Program, the City has abated lead-based paints, if applicable and necessary, in homes that were rehabilitated. If lead base paint is identified, a certified abatement contractor removes all lead base paint and disposes of it properly, in compliance with Mississippi Department of Environmental Quality regulations and policies.

H. Leveraging Resources

The City works with a large number of agencies, including De L'Epee Deaf Center, Catholic Social and Community Services, South Mississippi AIDS Task Force, Moore Community House, Boys & Girls Clubs of the Gulf Coast, Coastal Family Health Center, Gulf Coast Women's Center for Nonviolence, Loaves & Fishes, Salvation Army, Red Cross, LIFE, Visions of Hope, St. Vincent DePaul, Goodwill Industries, Back Bay Mission, Mental Health Association of Mississippi, and the Mississippi Center for Justice, to meet the goals of its Consolidated Plan. These nonprofit agencies address needs in the Biloxi community by providing a wide variety of services, including medical assistance, counseling, utility assistance, rental assistance, transportation, education and outreach.

Through Biloxi's Federal Programs Division, grant opportunities sought by these agencies are reviewed to identify their applicability to meeting the goals and objectives of the Consolidated Plan. In the area of human services, the City works closely with social service providers to assist them in determining possible areas of partnership and cost and information sharing. During Program Year 2015, the City endorsed the Open Doors Homeless Coalition Continuum of Care's successful application to the Community Solutions Zero: 2016 Program that provides technical assistance to enhance local efforts to end chronic and veterans' homelessness by 2016. As recognized by the HUD Secretary, the collaboration among the City, its COC and other local nonprofit organizations resulted in effectively ending homelessness among veterans in Biloxi by the end of PY2015.

In 2015, the City of Biloxi received \$169,215.75 in program income from Gaming Lease Revenue, Revolving Loan Receipts, Rental Rehabilitation, Nixon Street Payments as well as repayment of loans from prior years' CDBG programs. At the end of the 2015 program year, \$15.76 in program income collected remained unspent.

During 2015, the City committed combined CDBG entitlement allocation and program income funds of \$937,757.41 to leverage resources and actually expended \$413,994.08 This resulted in a year-end of balance of \$523,763.33, which includes previous years' carry over.

I. Citizen Comment

The public review draft of the PY2015 CAPER, which includes all HUD-required IDIS reports, was made available to the public for review and comment on March 2, 2016. In addition to publishing two notices in the local newspaper regarding the availability for review of the draft document and the public hearing, notices were posted at City buildings,

the Main Biloxi Library and its three branches and at the Biloxi Housing Authority. Flyers printed in English, Spanish and Vietnamese also were distributed to local social service agencies that provide services to non-English speaking residents. The multi-language flyer also was posted on the City's website.

____ (number to be inserted) written or oral comments regarding the draft document were received during the March 2, 2016 public hearing and ____ (number to be inserted) citizens attended the public hearing, which was held in the handicap-accessible auditorium of the City's Community Development Department. The minutes of the public hearing will be included as a component of this document.

During the 15-day public comment period, from March 3 – 18, 2016, ____ (number to be inserted) written comments were submitted, each of which was considered by the administration.

(This section will be completed and the public hearing minutes attached following the close of the public comment period on March 18, 2016.)

J. Self-Evaluation

The goals of 2015-2019 Consolidated Plan and the 2015 One-Year Action Plan were consistent and on target. CDBG resources were invested in a variety of eligible activities to maximize benefits to low- to moderate income households.

During PY2015, the City of Biloxi worked with the local CoC, the Biloxi Housing Authority and other area social service agencies to support ongoing efforts to address unmet housing and community needs and to develop new public service activities to improve access to affordable housing for low-income citizens in Biloxi, to expand affordable, quality early childhood education programs, and to enhance access to public transportation services for qualified elderly and disabled residents.

The goal was achieved to effectively end homelessness among veterans in Biloxi through the collaborative efforts of the City, the Open Doors Homeless Coalition Continuum of Care and other local nonprofit organizations.

The 2015 Action Plan did not budget HUD funds to directly assist with affordable housing programs or services, but the City of Biloxi did provide \$70,000 in General Funds to support a homeowner education program and an owner-occupied housing rehabilitation program provided by two local nonprofit agencies, Visions of Hope and Back Bay Mission.

The second of three lease payments was made during 2015 for purchase of an E-One Aerial 100' Platform Fire Truck to improve public safety in a primarily low- to moderate-income area in Central Biloxi.

During PY2015, the environmental assessment and engineering design were completed for Phase II of the Petit Bois Drainage Project and construction activities were initiated. Work

involves replacing storm drain pipes to primarily benefit a low- to moderate-income area of West Biloxi that includes single- and multi-family residences.

Also during PY2015, the City initiated an engineering design study and environmental review of the Rodenberg-Iberville Drainage Improvements Project that will address on-going flooding problems in a primarily low- to moderate-income area in Central Biloxi.

Internally, the City continued to work to coordinate its efforts with other service providers. Better coordination of capital projects is improving the efficiency of invoice review and approval, expediting the completion of projects.

The timely expenditure of program income generated from gaming leases throughout the year continued to be a priority of the City during Program Year 2015. The City was successful in meeting its required spending ratio on time, disbursing its CDBG funds in a timely manner.

An ongoing effort continued to be made by the City administration to streamline systems, improve communication between the Federal Programs Division and Accounting and to address program concerns as they arise. Through this approach, public funding is effectively and efficiently administered so that programs – housing, economic development, infrastructure, and public services – are implemented in an expeditious manner to maximize benefits to low- and moderate-income households.

K. Monitoring

The City regularly monitors its performance in spending CDBG funds and meeting program goals through expenditure of these funds. The City will continue to assess its performance at least once annually and will conduct a public hearing to inform the public of its progress in completing CDBG funded activities.

Expenditures are monitored on an ongoing basis throughout implementation of each activity to insure timeliness of expenditures. In each HUD-funded contract, the City includes provisions requiring timely submittal of invoices and provisions for timely implementation.

The City of Biloxi utilizes existing policies and procedures to monitor program administration and regulatory compliance. To insure compliance, the staff monitors specific areas as follows:

- Program performance review, which comprises national objectives, eligible activities, contract objectives, scope of work and contract budget.
- Financial management practices, which comprise the accounting system and internal control.
- Record keeping and reporting practices.
- General management practices.
- Equal Employment Opportunities, Fair Housing, ADA, Anti-discrimination.

To further insure compliance with program requirements, including minority business

outreach, timeliness of expenditures and comprehensive planning requirements, City staff attends HUD-sponsored workshops and training on an ongoing basis and incorporates HUD guidance into its programs and operating procedures. The staff also regularly reviews the HUD website for program compliance updates.

City compliance with comprehensive planning and timeliness of expenditures requirements are specifically discussed at each CDBG public hearing. Staff provides current information to answer the following questions:

- Has the City taken steps to ensure that the goals and objectives set forth in its Five-Year Consolidated Plan are being met?
- Have expenditures of approved CDBG projects been made in a timely manner and has the City complied with all program requirements? If expenditures have not yet been made or projects have fallen behind schedule, what is being done to remedy the problem?
- Have code enforcement officials continued their efforts to ensure all affordable housing projects are up to code?
- How have subrecipients utilized the funding provided?

Compliance with minority business outreach requirements is insured through ongoing implementation of the City's procedure requiring all HUD-funded Requests for Proposals and Requests for Qualifications be provided in a timely manner to the Mississippi Contract Procurement Center and mailed, return receipt requested, to known minority firms.

Additionally, in an effort to monitor housing and supportive service agencies and to insure that priorities are addressed in a timely manner, the Federal Programs Division monitors each social service agency that receives CDBG funding from the City on a quarterly basis. Each social service agency receives a monitoring report on the quarterly monitoring, noting among other things the timeliness of expenditures.

Before disbursement of CDBG funds for any housing project, a full inspection of each house that receives funds from the City of Biloxi is required. The City's outreach to minorities and women regarding affordable housing program opportunities includes posting information on the City's website and in public buildings located throughout the City, including the Biloxi Housing Authority. Written information is provided in English, Spanish and Vietnamese to known local nonprofit agencies that serve and/or represent minorities and small businesses in the City. The City is in the process of developing a more comprehensive women- and minority-owned business outreach program to expand opportunities for these citizens.

The Federal Office of Management and Budget (OMB) will assess the effectiveness of the federal program. This requires measuring outcomes as an integral part of receiving CDBG funds.

L. LEAD AGENCY

The Lead Agency for the implementation of the CDBG activities proposed in the annual Action Plan is the City of Biloxi's Federal Programs Division, which has the necessary trained staff to provide for the appropriate administration and implementation of CDBG-funded activities. The Division works closely with the Departments of Administration,

Community Development and Public Works, CHDOs, supportive services agencies and others as appropriate to gain maximum benefit from CDBG dollars.

M. CDBG Program Assessment of Relationship of CDBG Funds to Goals and Objectives

The goals of Biloxi's 2015-2019 Consolidated Plan and its 2015 One-Year Action Plan were consistent and on target. The City of Biloxi annually verifies consistency among the HUD Programs it administers through execution of Certifications submitted in the annual Action Plan. The City of Biloxi directly participates in one HUD Program: the CDBG Entitlement Program. In addition, nonprofit social service agencies that serve Biloxi residents submit applications for HUD funding to the City of Biloxi to review and certify consistency with Consolidated Plan goals and objectives.

Implementation of drainage work was initiated in PY2015 on Phase II of the Petit Bois Drainage Project, which will address flooding in a low- to moderate-income West Biloxi neighborhood; the environmental assessment and engineering design work were initiated in PY2014 and completed in PY2015. Engineering design study meetings were initiated for the Rodenberg-Iberville Drainage Project that will address flooding problems in a primarily low- to moderate-income neighborhood in Central Biloxi.

To further meet the goals identified in its 2015-2019 Consolidated Plan and 2015 Action Plan, a public facilities project was continued that involved making the second of three lease payments toward the acquisition of a fire truck housed at a Central Biloxi fire station located in a low- to moderate-income area.

The environmental assessment of an existing building to be rehabilitated to house a police substation and community meeting room was initiated in PY2015 and design proposals for the rehabilitation were requested, but no CDBG funds were expended on this Public Safety Project.

The City continues to work to meet residents' affordable housing needs, maintaining mutually-supportive working relationships with the Biloxi Housing Authority, the Open Doors Homeless Coalition Continuum of Care, Visions of Hope, Mississippi Gulf Coast Habitat for Humanity, Back Bay Mission, the Gulf Coast Women's Center for Nonviolence, South Mississippi AIDS Task Force, Mississippi Center for Justice and other nonprofit agencies that provide housing-related services.

The City will continue to meet the goals and objectives outlined in its Consolidated Plan and annual Action Plan by working diligently to address challenges as they arise and by administering HUD-funded programs in compliance with applicable regulations and policies. The City did not hinder its implementation plan by action or willful inaction in 2015.

Changes in Program Objectives

The City of Biloxi did not have a change in its program objectives.

Neighborhood Revitalization Strategies

The City does not have a neighborhood revitalization strategy area.

Section 108 Loan Guarantee

The City does not have a Section 108 Loan Guarantee.

Assessment of Relationship of HOME Funds to Goals and Objectives – Not Applicable

The City of Biloxi no longer participates in the Harrison County HOME Consortium nor does it receive any HOME funds. However, it continues to work with area agencies that provide housing-related services to develop and support services and programs to address unmet housing needs within the City.

HOME Match Report – Not Applicable

HOME MBE and WBE Report – Not Applicable

draft



PART I: SUMMARY OF CDBG RESOURCES

01 UNEXPENDED CDBG FUNDS AT END OF PREVIOUS PROGRAM YEAR	351,218.67
02 ENTITLEMENT GRANT	417,323.00
03 SURPLUS URBAN RENEWAL	0.00
04 SECTION 108 GUARANTEED LOAN FUNDS	0.00
05 CURRENT YEAR PROGRAM INCOME	169,215.74
05a CURRENT YEAR SECTION 108 PROGRAM INCOME (FOR SI TYPE)	0.00
06 FUNDS RETURNED TO THE LINE-OF-CREDIT	0.00
06a FUNDS RETURNED TO THE LOCAL CDBG ACCOUNT	0.00
07 ADJUSTMENT TO COMPUTE TOTAL AVAILABLE	0.00
08 TOTAL AVAILABLE (SUM, LINES 01-07)	937,757.41

PART II: SUMMARY OF CDBG EXPENDITURES

09 DISBURSEMENTS OTHER THAN SECTION 108 REPAYMENTS AND PLANNING/ADMINISTRATION	476,335.40
10 ADJUSTMENT TO COMPUTE TOTAL AMOUNT SUBJECT TO LOW/MOD BENEFIT	0.00
11 AMOUNT SUBJECT TO LOW/MOD BENEFIT (LINE 09 + LINE 10)	476,335.40
12 DISBURSED IN IDIS FOR PLANNING/ADMINISTRATION	47,427.93
13 DISBURSED IN IDIS FOR SECTION 108 REPAYMENTS	0.00
14 ADJUSTMENT TO COMPUTE TOTAL EXPENDITURES	0.00
15 TOTAL EXPENDITURES (SUM, LINES 11-14)	523,763.33
16 UNEXPENDED BALANCE (LINE 08 - LINE 15)	413,994.08

PART III: LOWMOD BENEFIT THIS REPORTING PERIOD

17 EXPENDED FOR LOW/MOD HOUSING IN SPECIAL AREAS	0.00
18 EXPENDED FOR LOW/MOD MULTI-UNIT HOUSING	0.00
19 DISBURSED FOR OTHER LOW/MOD ACTIVITIES	476,335.40
20 ADJUSTMENT TO COMPUTE TOTAL LOW/MOD CREDIT	0.00
21 TOTAL LOW/MOD CREDIT (SUM, LINES 17-20)	476,335.40
22 PERCENT LOW/MOD CREDIT (LINE 21/LINE 11)	100.00%

LOW/MOD BENEFIT FOR MULTI-YEAR CERTIFICATIONS

23 PROGRAM YEARS(PY) COVERED IN CERTIFICATION	PY: 2015 PY: PY:
24 CUMULATIVE NET EXPENDITURES SUBJECT TO LOW/MOD BENEFIT CALCULATION	476,335.40
25 CUMULATIVE EXPENDITURES BENEFITING LOW/MOD PERSONS	476,335.40
26 PERCENT BENEFIT TO LOW/MOD PERSONS (LINE 25/LINE 24)	100.00%

PART IV: PUBLIC SERVICE (PS) CAP CALCULATIONS

27 DISBURSED IN IDIS FOR PUBLIC SERVICES	0.00
28 PS UNLIQUIDATED OBLIGATIONS AT END OF CURRENT PROGRAM YEAR	0.00
29 PS UNLIQUIDATED OBLIGATIONS AT END OF PREVIOUS PROGRAM YEAR	0.00
30 ADJUSTMENT TO COMPUTE TOTAL PS OBLIGATIONS	0.00
31 TOTAL PS OBLIGATIONS (LINE 27 + LINE 28 - LINE 29 + LINE 30)	0.00
32 ENTITLEMENT GRANT	417,323.00
33 PRIOR YEAR PROGRAM INCOME	156,970.98
34 ADJUSTMENT TO COMPUTE TOTAL SUBJECT TO PS CAP	0.00
35 TOTAL SUBJECT TO PS CAP (SUM, LINES 32-34)	574,293.98
36 PERCENT FUNDS OBLIGATED FOR PS ACTIVITIES (LINE 31/LINE 35)	0.00%

PART V: PLANNING AND ADMINISTRATION (PA) CAP

37 DISBURSED IN IDIS FOR PLANNING/ADMINISTRATION	47,427.93
38 PA UNLIQUIDATED OBLIGATIONS AT END OF CURRENT PROGRAM YEAR	0.00
39 PA UNLIQUIDATED OBLIGATIONS AT END OF PREVIOUS PROGRAM YEAR	0.00
40 ADJUSTMENT TO COMPUTE TOTAL PA OBLIGATIONS	0.00
41 TOTAL PA OBLIGATIONS (LINE 37 + LINE 38 - LINE 39 +LINE 40)	47,427.93
42 ENTITLEMENT GRANT	417,323.00
43 CURRENT YEAR PROGRAM INCOME	169,215.74
44 ADJUSTMENT TO COMPUTE TOTAL SUBJECT TO PA CAP	0.00
45 TOTAL SUBJECT TO PA CAP (SUM, LINES 42-44)	586,538.74
46 PERCENT FUNDS OBLIGATED FOR PA ACTIVITIES (LINE 41/LINE 45)	8.09%



LINE 17 DETAIL: ACTIVITIES TO CONSIDER IN DETERMINING THE AMOUNT TO ENTER ON LINE 17

Report returned no data.

LINE 18 DETAIL: ACTIVITIES TO CONSIDER IN DETERMINING THE AMOUNT TO ENTER ON LINE 18

Report returned no data.

LINE 19 DETAIL: ACTIVITIES INCLUDED IN THE COMPUTATION OF LINE 19

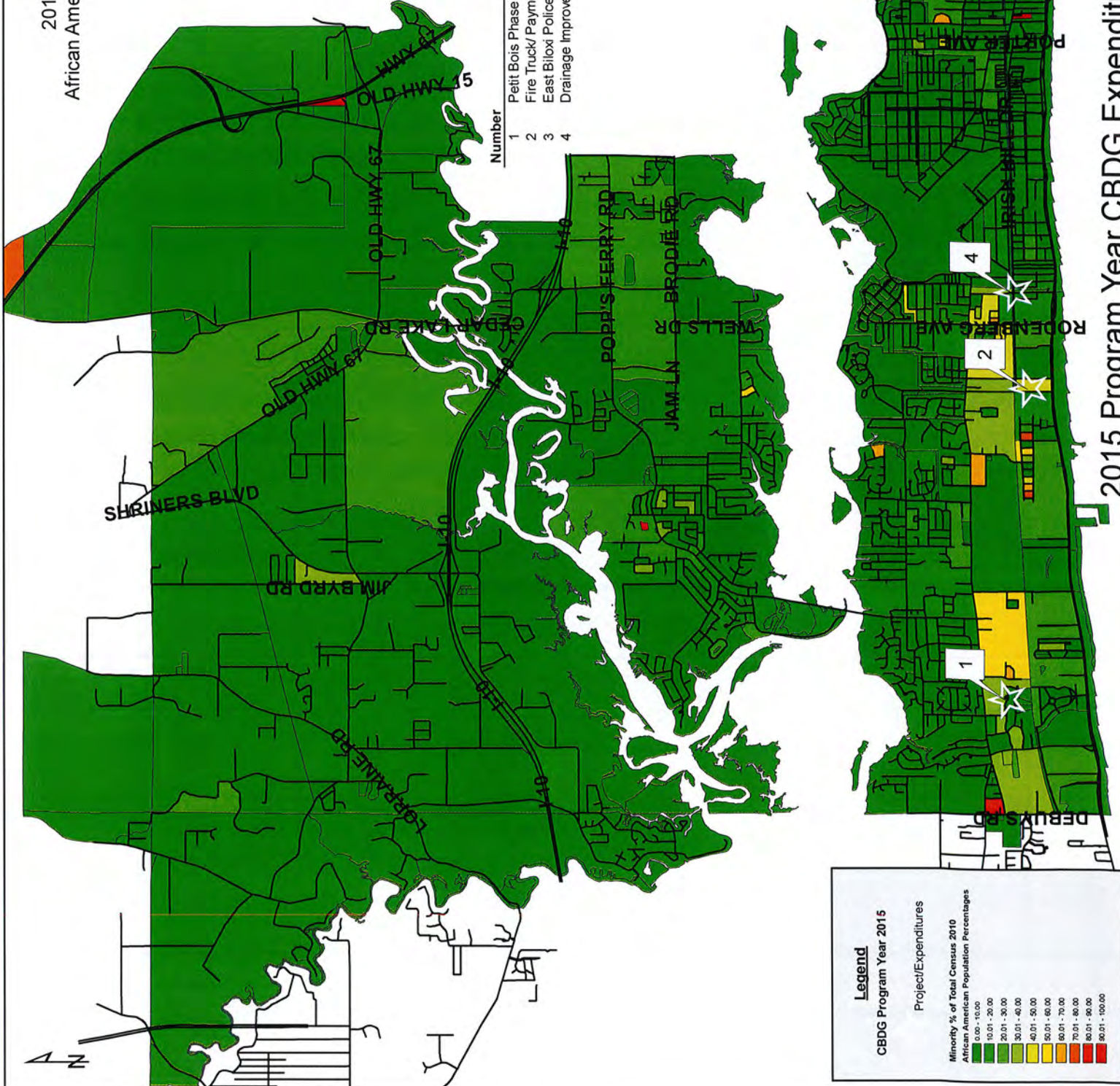
Plan Year	IDIS Project	IDIS Activity	Voucher Number	Activity Name	Matrix Code	National Objective	Drawn Amount
2014	3	259	5879302	Petit Bois Drainage Improvements, Phase II	03J	LMA	\$106,335.40
					03J	Matrix Code	\$106,335.40
2015	1	261	5850537	Fire Truck	03O	LMA	\$370,000.00
					03O	Matrix Code	\$370,000.00
Total							\$476,335.40

LINE 27 DETAIL: ACTIVITIES INCLUDED IN THE COMPUTATION OF LINE 27

Report returned no data.

LINE 37 DETAIL: ACTIVITIES INCLUDED IN THE COMPUTATION OF LINE 37

Plan Year	IDIS Project	IDIS Activity	Voucher Number	Activity Name	Matrix Code	National Objective	Drawn Amount
2015	4	264	5850538	Program Administration	21A		\$264.00
2015	4	264	5850541	Program Administration	21A		\$2,710.00
2015	4	264	5850543	Program Administration	21A		\$1,675.00
2015	4	264	5858646	Program Administration	21A		\$82.00
2015	4	264	5858647	Program Administration	21A		\$82.00
2015	4	264	5860340	Program Administration	21A		\$26,245.44
2015	4	264	5860341	Program Administration	21A		\$3,375.00
2015	4	264	5866271	Program Administration	21A		\$550.09
2015	4	264	5867397	Program Administration	21A		\$2,740.00
2015	4	264	5879276	Program Administration	21A		\$135.04
2015	4	264	5879280	Program Administration	21A		\$8,294.36
2015	4	264	5889221	Program Administration	21A		\$1,275.00
					21A	Matrix Code	\$47,427.93
Total							\$47,427.93



Number	Project Name	Cost
1	Petit Bois Phase II Drainage/ Environmental Construction CD 012	\$340,779.00
2	Fire Truck/ Payment #2	\$370,000.00
3	East Biloxi Police Substation	\$50,000.00
4	Drainage Improvements/ Rodenberg-Iberville	\$95,352.00

Legend

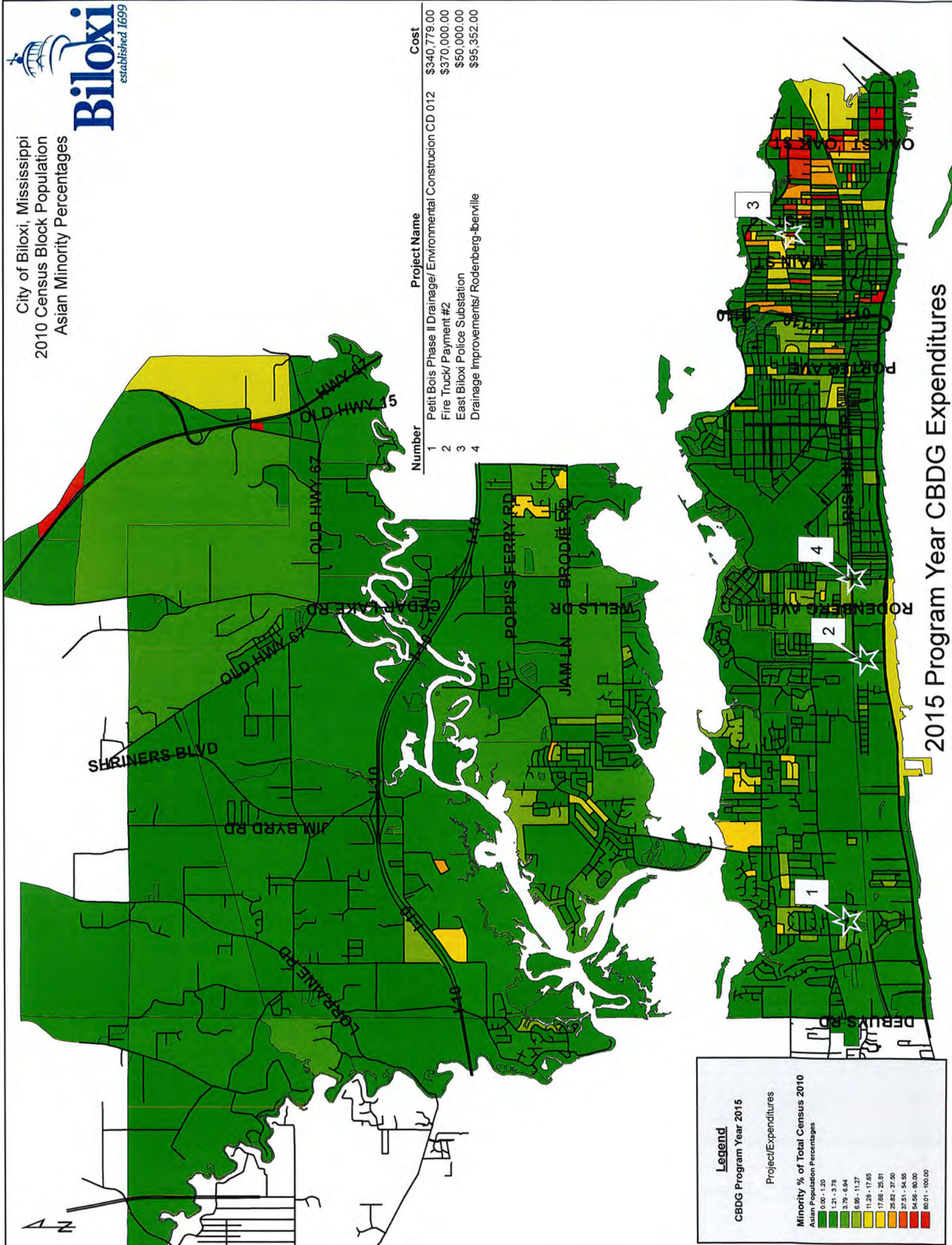
CBDG Program Year 2015

Project/Expenditures

Minority % of Total Census 2010 African American Population Percentages

- 0.00 - 10.00
- 10.01 - 20.00
- 20.01 - 30.00
- 30.01 - 40.00
- 40.01 - 50.00
- 50.01 - 60.00
- 60.01 - 70.00
- 70.01 - 80.00
- 80.01 - 90.00
- 90.01 - 100.00

2015 Program Year CBDG Expenditures



Number	Project Name	Cost
1	Petit Bois Phase II Drainage/ Environmental Construction CD 012	\$340,779.00
2	Fire Truck/ Payment #2	\$370,000.00
3	East Biloxi Police Substation	\$50,000.00
4	Drainage Improvements/ Rodenberg-berville	\$95,352.00

Legend

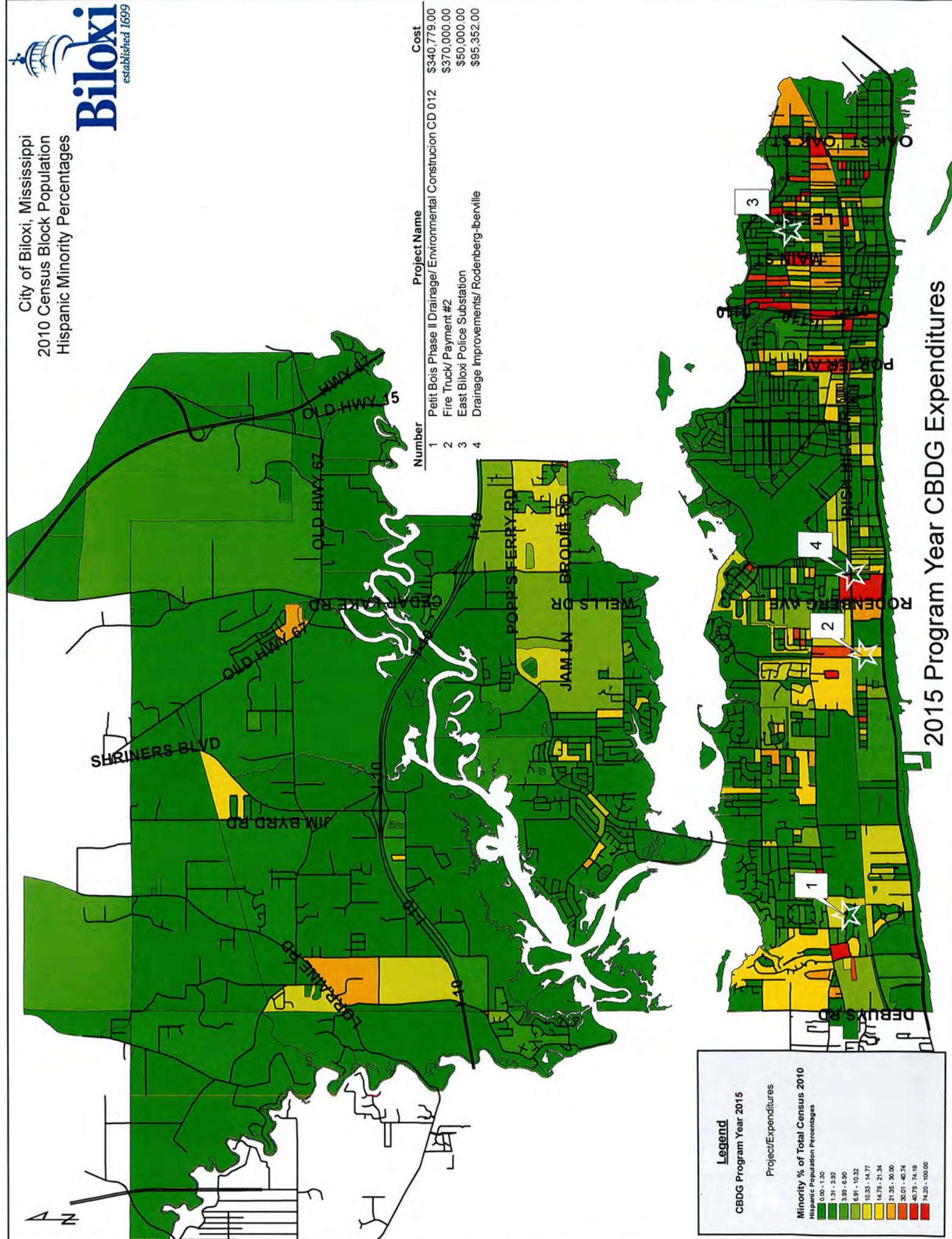
CBDG Program Year 2015

Project/Expenditures

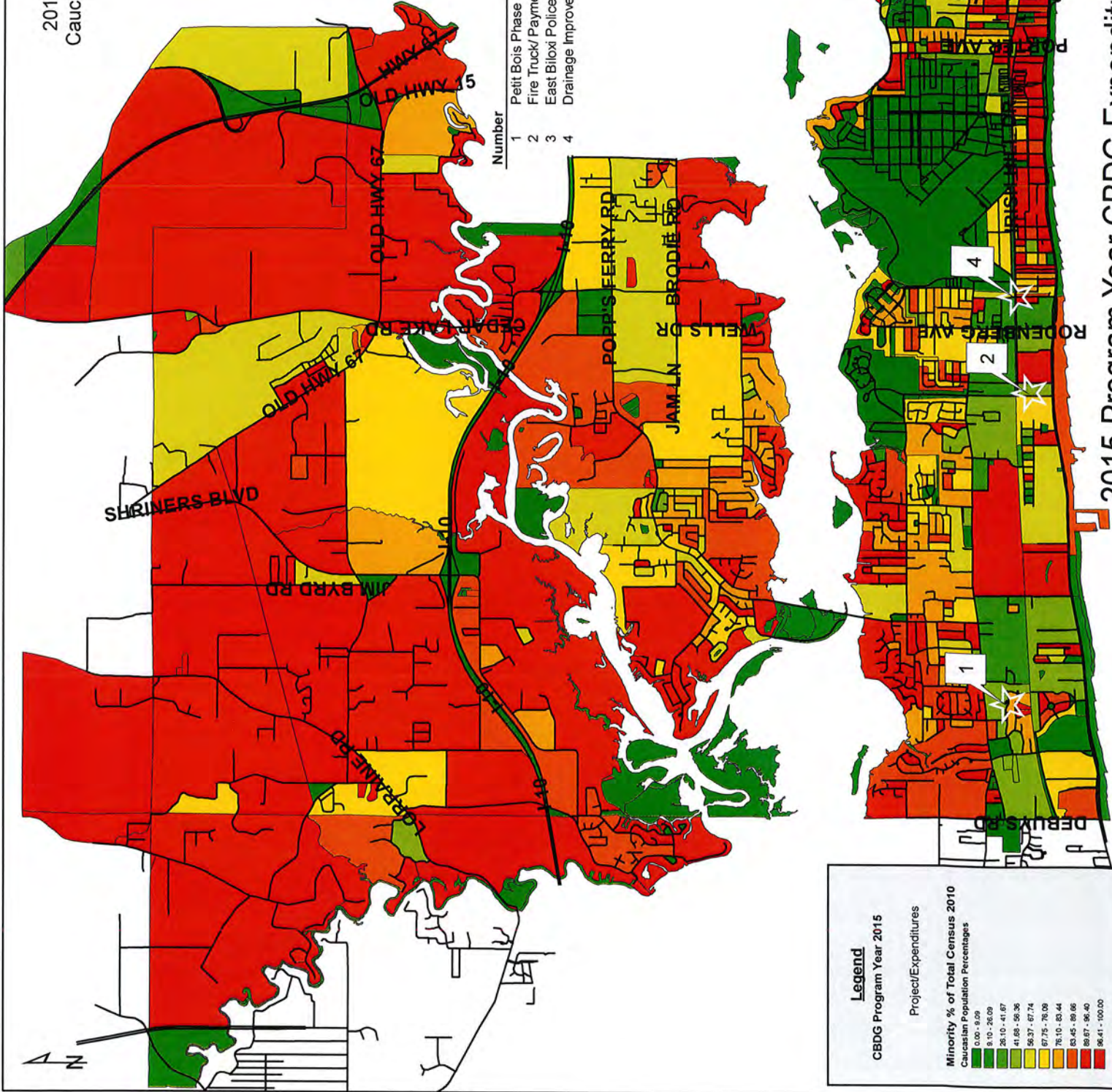
Minority % of Total Census 2010 Asian Population Percentages

- 0.00 - 1.20
- 1.21 - 3.76
- 3.77 - 6.94
- 6.95 - 11.27
- 11.28 - 17.65
- 17.66 - 25.81
- 25.82 - 37.50
- 37.51 - 54.56
- 54.56 - 80.00
- 80.01 - 100.00

2015 Program Year CBDG Expenditures



2015 Program Year CBDG Expenditures



Number	Project Name	Cost
1	Petit Bois Phase II Drainage/ Environmental Construction CD 012	\$340,779.00
2	Fire Truck/ Payment #2	\$370,000.00
3	East Biloxi Police Substation	\$50,000.00
4	Drainage Improvements/ Rodenberg-Iberville	\$95,352.00

Legend

CBDG Program Year 2015

Project/Expenditures

Minority % of Total Census 2010
 Caucasian Population Percentages

- 0.00 - 9.09
- 9.10 - 26.09
- 26.10 - 41.67
- 41.68 - 59.96
- 59.97 - 67.74
- 67.75 - 76.09
- 76.10 - 83.44
- 83.45 - 89.66
- 89.67 - 96.40
- 96.41 - 100.00

2015 Program Year CBDG Expenditures