

Excellence for all, from all Biloxi public schools

School enrollment reflects decline in population, post-Katrina

By Dr. Paul Tisdale
Superintendent, Biloxi Public Schools



Biloxi public schools continue to educate the school children of Biloxi with quality instruction in a cost effective manner although this fact may not be generally known since only one fifth of our citizens have a link to the school, their child.

Our biggest concern continues to be the one over which schools have the least control, the decline in student enrollment that is attributed to the housing and insurance issues so prevalent along the Gulf Coast. Yet in the 18 months after Hurricane Katrina, the students, teachers, support staff, administration, and Board of Trustees have worked hard to continue our part in maintaining Biloxi's reputation as a great place to live... because it is!

As you read about our schools below, we hope you will be as proud of them as we are. We hope you will find what follows both informative and reassuring.

Stay informed by subscribing to our

semi-monthly newsletter, Windtalker, at www.biloxischools.net/email.asp; just enter your e-mail address. If you have a question or concern or want to send a compliment our way, please don't hesitate to e-mail me at paul.tisdale@biloxischools.net.

Strategic Plan

The district's strategic plan was initiated and completed during 2006 by a committee comprised of parents, community members, teachers and school administrators. The plan's goals and objectives were mailed to all households in the city for review and comment; over two hundred comments were received and considered by the committee prior to presentation and approval by the School Board of Trustees in November. Each goal shown below is supported by a number of objectives which may be found at www.biloxischools.net/strategic_planning_initiative.htm.

- **Goal 1:** Ensure an understanding of and commitment to the Biloxi Public Schools vision of excellence
- **Goal 2:** Provide consistent, quality instruction
- **Goal 3:** Communicate openly and honestly
- **Goal 4:** Increase parental involvement in educational issues
- **Goal 5:** Provide permanent school facilities that support optimal student learning and development

Issues impacting student enrollment:

- Available housing, particularly affordable housing for young families
- Available military housing at Keesler Air Force Base for military families
- Availability and cost of insurance
- Construction and renovation costs




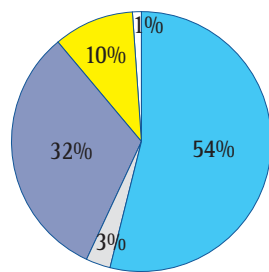
Gorenflo and Nichols elementary schools re-open

Students and staff at Nichols and Gorenflo Elementary Schools returned to their respective school campuses December 4, 2006, when renovations

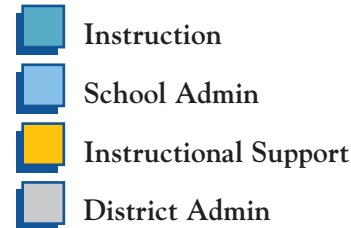
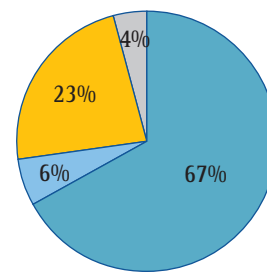
totaling ten million dollars were completed. Both schools had significant damage from the storm surge of Hurricane Katrina.

By the numbers

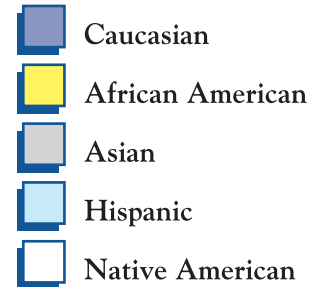
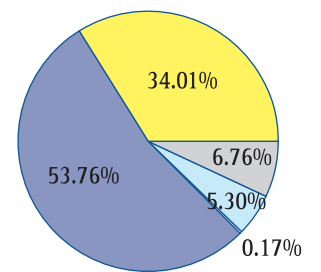
FY '06-07 Budgeted General Fund Revenues



FY '06-07 Budgeted General Fund Expenditures



Demographics as of 3-26-07



Assessment / Tax Levy

School Assessment/Tax Levy (mills)	00-01	01-02	02-03	03-04	04-05	05-06	06-07
Bay-Waveland School District	57.00	N/A	44.50	44.00	44.00	44.00	N/A
Biloxi School District	30.93	31.43	35.18	36.68	38.03	38.03	38.03
Gulfport School District	52.73	53.74	54.85	57.85	57.85	57.85	57.85
Hancock County School District	50.38	50.38	47.64	47.64	47.64	47.64	47.64
Harrison County School District	38.16	39.88	45.48	46.04	44.15	42.56	40.79
Jackson County School District	55.31	55.32	59.49	54.54	55.01	55.22	55.21
Long Beach School District	53.14	55.22	55.59	60.52	63.70	59.75	59.75
Moss Point School District	72.20	72.20	69.90	75.70	79.73	78.73	71.13
Ocean Springs School District	75.52	71.88	62.22	62.53	62.10	62.38	62.10
Pascagoula School District	51.94	52.94	51.64	51.64	52.39	52.39	52.39
Pass Christian School District	48.10	48.10	51.60	53.59	54.69	54.69	54.69

Student Enrollment

Pre-Katrina	School	Oct 05	Jan 06	May 06	Aug 06	Jan 07
437	Beauvoir (K-6)	219	308	306	314	313
368	Gorenflo (K-6)	84	140	170	152	146
532	Jeff Davis (K-6)	185	324	354	360	361
316	Lopez (K-6)	119	169	195	180	189
327	Nichols (K-6)	69	133	155	149	138
843	North Bay (K-6)	572	705	774	815	810
631	Popp's Ferry (K-6)	329	472	484	527	562
488	Michel (7)	266	356	384	358	361
982	Biloxi Jr. High (8-9)	535	723	740	798	796
1201	Biloxi High (10-12)	789	951	964	1019	987
6125	Total	3167	4281	4526	4672	4663