



# Mississippi Key Highlights of June 9<sup>th</sup>

VOLUNTEER SUMMARY				
Total Volunteers Registered	Total Volunteers Trained	Miles Cleaned	Total Volunteers Worked	Volunteers Today
4185	708*	37	216	0
CLAIMS SUMMARY				
# Injury Claims	# Property Claims	Open Files	Denied	Total Paid
13	4307	4318	0	\$5.7m
Shrimper LOI	Fisherman LOI	Oyster LOI	Crabber LOI	Wage losses
\$1m	\$1.1m	\$229k	\$151k	\$2.5m
VESSELS OF OPPORTUNITIES (VOO)				
Participants	Contracts Signed	On-Hire Contracts	Sessions Held	
	1821	562		

*(Green text indicates change from day prior)*

## Community & Volunteers

- A meeting with the mayor of Pass Christian was held, during which the following issues were discussed: closed fishing areas, booming sensitive shoreline areas, etc.
- In addition to focus on local government, Community Outreach team is also working on reaching out to civic organizations such as the Chamber of Commerce, Rotary, etc. to let them know that we are here to address any questions that they might have.

## Environmental & Wildlife

- Deployed additional absorbent boom at Jackson Div 3 & 4.
- Deploying additional absorbent boom in Hancock Div.1
- Deploying additional absorbent boom in Hancock Div.2. Require an additional 43,000 feet of hard boom for the north side of St. Louis Bay.
- Deploying additional absorbent boom in Hancock Div.4 in the Biloxi Area. Conducting clean up operations along North Beach Blvd (Bay St Louis)
- Deploying pom pom along side regular hard boom along marsh lands
- Responding to any reports of tar balls and or sightings of oil on the beach.
- Cleaned up tar balls on Petit Bois.
- Active ERT teams continue to respond to reports of oil and tarballs.

## Vessels of Opportunity

- 584 vessels deployed for boom surveillance/debris removal.
- VOO dispatched 90 vessels to conduct surface oil surveillance beyond the Barrier Island of Mississippi yesterday.
- VOO trained workers will: set and tend boom; operate USCG VoSS( skimming system); search and rescue; find tar balls using sonar; safety boats on strike teams; command boats on Strike teams.

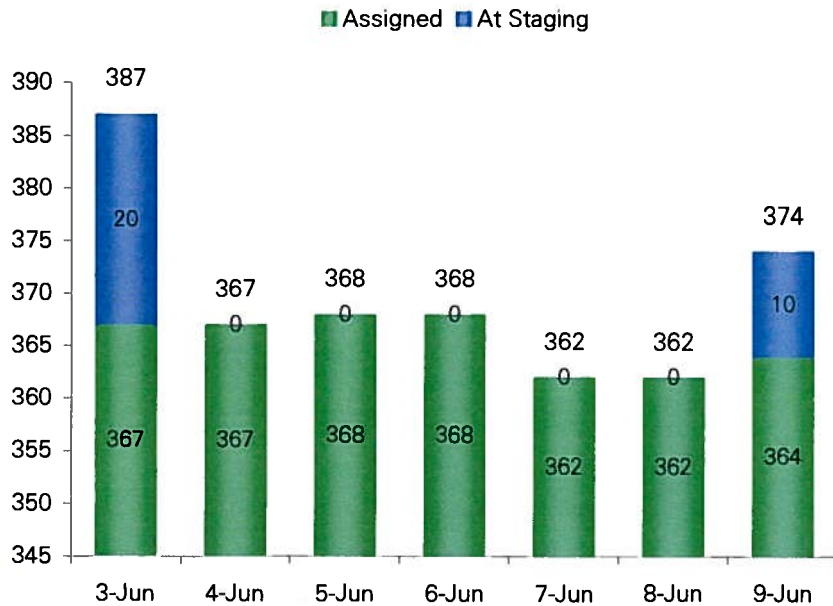
## Opportunities

- Jackson County beginning to work with Steve Richardson (Operations Chief at Pascagoula’s staging area) to develop a hurricane response plan.

# Mississippi Resource Snapshot - Boom

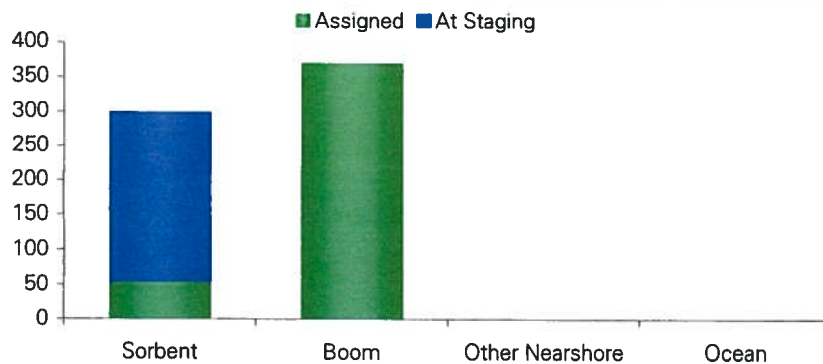
Close of June 9, 2010

Hard Boom (Thousands of Feet)\*



- Boom Deployed in last period (k ft) 3
- Miles of Boom Deployed in Total 69

Type of Boom being used



% of ACP<sup>1</sup> Sensitive Areas Protected with Boom

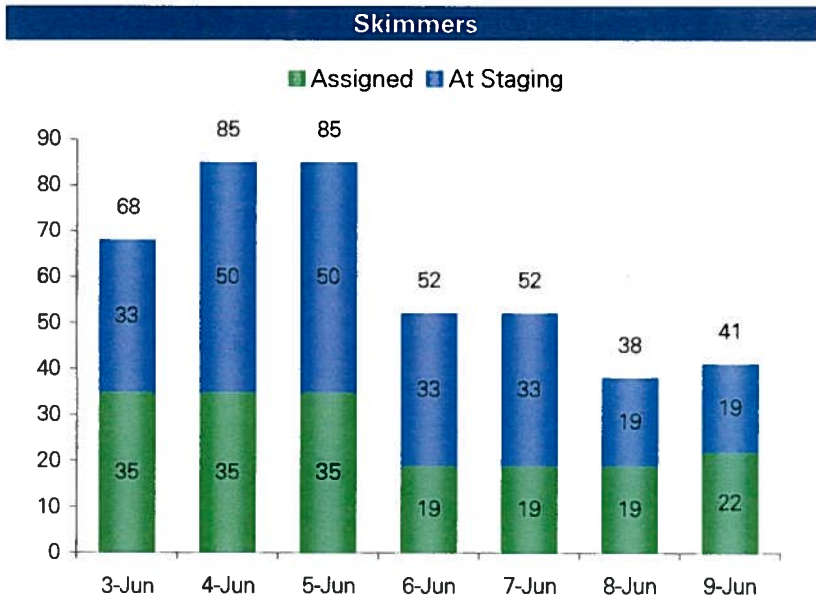


	Sites	# Compl.	%
Hancock County Div 1 - Lighthouse Point	11	11	100%
<b>Hancock County Total</b>	<b>11</b>	<b>11</b>	<b>100%</b>
Harrison County Div 1 - Cat Island	9	9	100%
Harrison County Div 2 - Bay St. Louis	8	8	100%
Harrison County Div 3 - Biloxi	4	4	100%
Harrison County Div 4 - Deer Is/Biloxi Bay	6	6	100%
Harrison County Div 5 - Ship Island	3	3	100%
<b>Harrison County Total</b>	<b>30</b>	<b>30</b>	<b>100%</b>
Jackson County Div 1 - Horn Island	4	4	100%
Jackson County Div 2 - Petit Bois Island	5	5	100%
Jackson County Div 3 - East Pascagoula	4	4	100%
Jackson County Div 4 - West Pascagoula	18	18	100%
<b>Harrison County Total</b>	<b>31</b>	<b>31</b>	<b>100%</b>
<b>Mississippi Total</b>	<b>72</b>	<b>72</b>	<b>100%</b>

1 Geographic Response Points (GRP) Covered (A,B, A and C)  
 \* Ordered and Staged are subject to dynamic redeployment

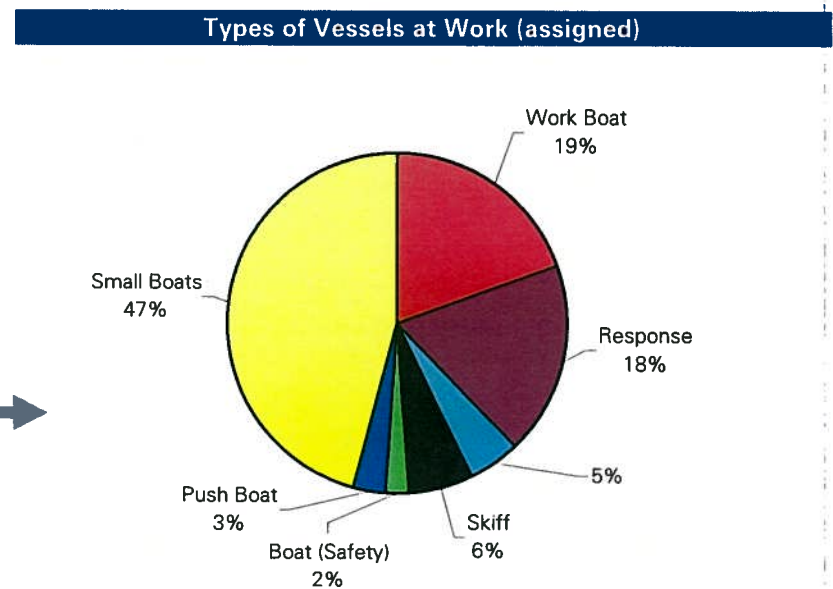
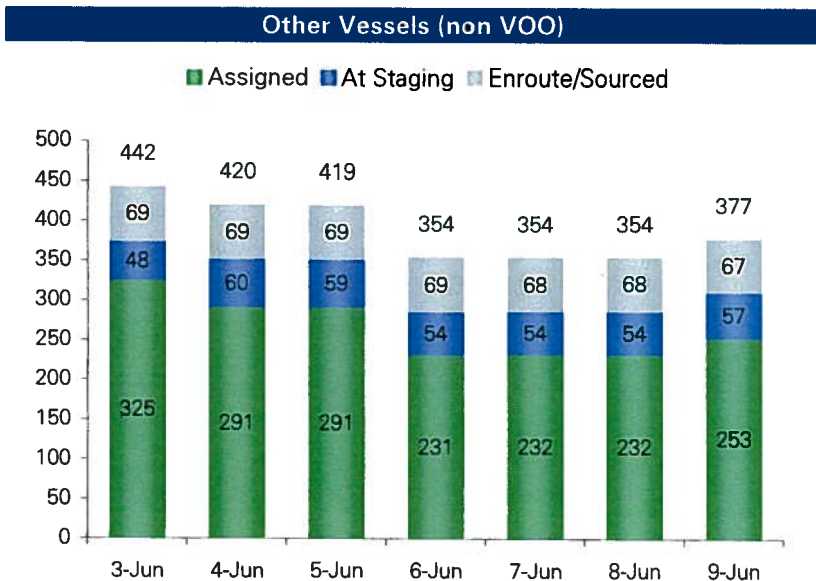
# Mississippi Resource Snapshot - Vessels and People

Close of June 9, 2010



### Resources

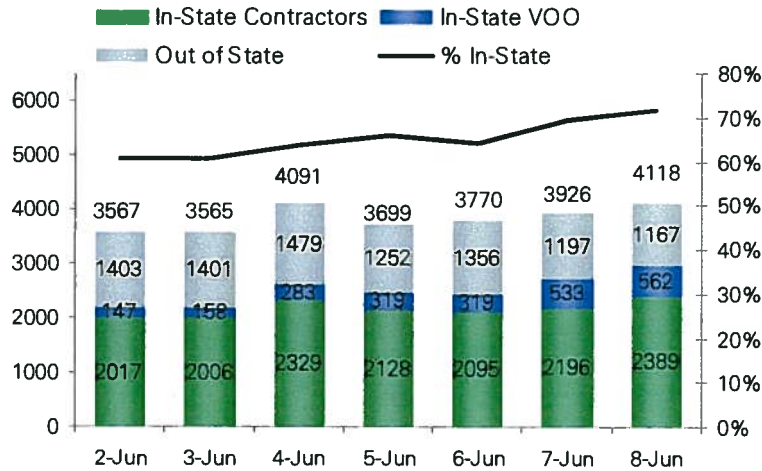
	-2 Days	Yesterday	Change
VOO (Participant)	2,689	2,689	0
VOO (Contracts)	1,717	1,717	0
VOO (Activated)	533	533	0
VOO (Training Ses.)	11	11	0
Skimmers	38	41	3
Barges	72	73	1
Other Vessels	354	377	23
Responders	5,721	3,338	-2,383
Volunteers			
Registered	4,185	4,185	0
Trained	708	708	0



# Mississippi People Resources

Close of June 8, 2010

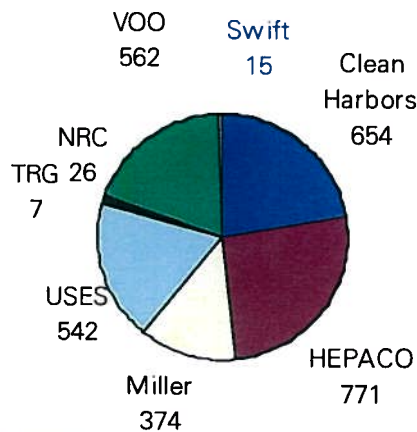
## Mississippi Resource Utilisation



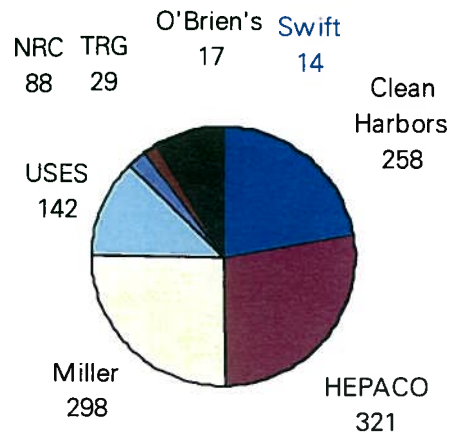
## Key Messages

- Transitioning from immediate response, prevention and protection.
- Moving to equal or enhanced prevention and protection.
- Better use of resources & increasing local content.
- Will take time, but transition has commenced.

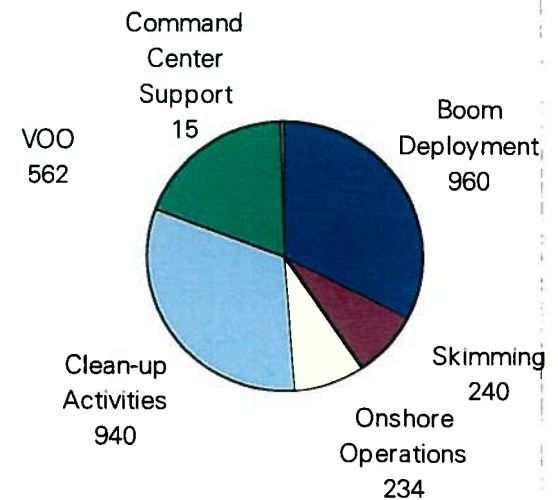
### In-State Resources - Contractors (Total 2951)



### Out of State Resources - Contractors (Total 1094)



### In-State Resources - Activities (Total 2951)



Command Center  
Field Personnel

# EVENT SUMMARY

BP Oil Spill 6866 - Mississippi

This report was printed on Thursday, June 10, 2010

Bodily Injury				Property Damage			
Number Of Claims : 14				Number Of Claims : 4465			
Total Paid \$0.00				Total Paid \$5,955,756.05			
<u>Number Of Open Files</u>		<u>Number Of Closed Files</u>		<u>Number Of Open Files</u>		<u>Number Of Closed Files</u>	
14		0		4463		2	
<u>Number Of Denied Files</u>				<u>No Of Denied Files</u>			
0				0			

Type	Claim	Count	Open	Closed	Denied	Payments	Amount
PD	Animals	1	1	0	0	0	\$0.00
PD	Auto	1	1	0	0	0	\$0.00
PD	Boat	16	16	0	0	0	\$0.00
PD	Commercial - Glass	1	1	0	0	1	\$1,250.00
PD	Commercial - LOI	237	237	0	0	96	\$345,258.66
PD	Home - Structural	1	1	0	0	1	\$2,500.00
PD	Wage Loss	2656	2655	1	0	1154	\$2,598,241.71
PD	Other PD	33	33	0	0	3	\$8,500.00
PD	Personal Property	26	26	0	0	0	\$0.00
BI	Eye Irritation	2	2	0	0	0	\$0.00
BI	Headaches	1	1	0	0	0	\$0.00
BI	Nausea	1	1	0	0	0	\$0.00
BI	Respiratory	6	6	0	0	0	\$0.00
BI	Sprain / Strain	1	1	0	0	0	\$0.00
BI	Throat Irritation	2	2	0	0	0	\$0.00
BI	Unknown BI	1	1	0	0	0	\$0.00
PD	SUV/Truck	1	1	0	0	0	\$0.00
PD	Biz interruption	105	105	0	0	21	\$73,666.67
PD	Shrimper - LOI	385	385	0	0	308	\$1,048,207.35
PD	Fisherman - LOI	605	604	1	0	360	\$1,178,015.99
BI	Allergies	1	1	0	0	0	\$0.00
PD	Oyster Harvester - LOI	124	124	0	0	85	\$232,599.01
PD	Crabber - LOI	75	75	0	0	55	\$165,666.66
PD	Loss of Use	20	20	0	0	1	\$1,000.00
PD	Recreational Fisherman	12	12	0	0	0	\$0.00
PD	Wholesale Distributor	16	16	0	0	12	\$35,500.00
PD	Rental Property - LOI	120	120	0	0	2	\$4,300.00
PD	Seafood Processor - LOI	93	93	0	0	62	\$80,000.00
PD	Charters - LOI	66	66	0	0	47	\$171,050.00
PD	Restaurant - LOI	24	24	0	0	2	\$10,000.00
PD	Manufacturing - LOI	2	2	0	0	0	\$0.00
PD	Marine Repair - LOI	5	5	0	0	0	\$0.00
PD	Real Estate Sales - LOI	17	17	0	0	0	\$0.00
PD	Diminished Value	2	2	0	0	0	\$0.00

(C) Ace Insurance

# EVENT SUMMARY

PD Chief Engineer 2 2 0 0 0 \$0.00

***The Bodily Injury numbers represent the specific medical symptoms reported. Any one claimant may have logged more than one symptom. The same is true for Property Damage.***