

Caution – “real-time” operational data (+/- 30%); data is vetted and validated on rolling 24/36 hour basis.



Mississippi Key Highlights of June 3rd

VOLUNTEER SUMMARY				
Total Volunteers Registered	Total Volunteers Trained	Miles Cleaned	Total Volunteers Worked	Volunteers Today
3832	1683	37	216	0
CLAIMS SUMMARY				
# Injury Claims	# Property Claims	Open Files	Denied	Total Paid
10	3745	3745	0	\$5.2m
Shrimper LOI	Fisherman LOI	Oyster LOI	Crabber LOI	Wage losses
\$907K	\$1.1m	\$220k	\$148k	\$2.3m
VESSELS OF OPPORTUNITIES (VOO)				
Participants	Contracts Signed	On-Hire Contracts	Sessions Held	
3807	1173	158	10	

(Green text indicates change from day prior)

Community & Volunteers

- Recent meetings held addressed waste management and disposal issues, and other long-term issues such as tidal surge if there is a hurricane, loss of retail sales and sales tax.
- Upcoming meetings will address the staged battle plans.

Environmental & Wildlife

- Conducting boom surveillance and repair throughout coastal zone.
- Unable to dispatch clean-up crews or boom teams out to barrier islands due to weather.
- Confirmed reports of tar balls impacting on the south coast of Petit Bois Island, Gulfport and Pascagoula.
- Caller reported tar balls on Pascagoula Beach. ERT Pascagoula1 responded, found 10 tar balls – cased closed.
- Caller found 10-12 tar balls in a 10ft span. ERT Biloxi reports nothing abnormal on beach-found pieces of wood and organic material about the size the caller described – case closed.
- We have completed all 76 sensitive site protection strategies.

Vessels of Opportunity

- 13 vessels deployed for boom surveillance/debris removal.
- VOOs conducted subsurface oil investigation in Mississippi. 11 vessels were used out of Hancock
- In addition to our daily over flights we have VOOs that also monitor our boom placement and feed us daily reports.
- VOO trained workers will: set and tend boom; operate USCG VoSS(skimming system); search and rescue; find tar balls using sonar; safety boats on strike teams; command boats on Strike teams.

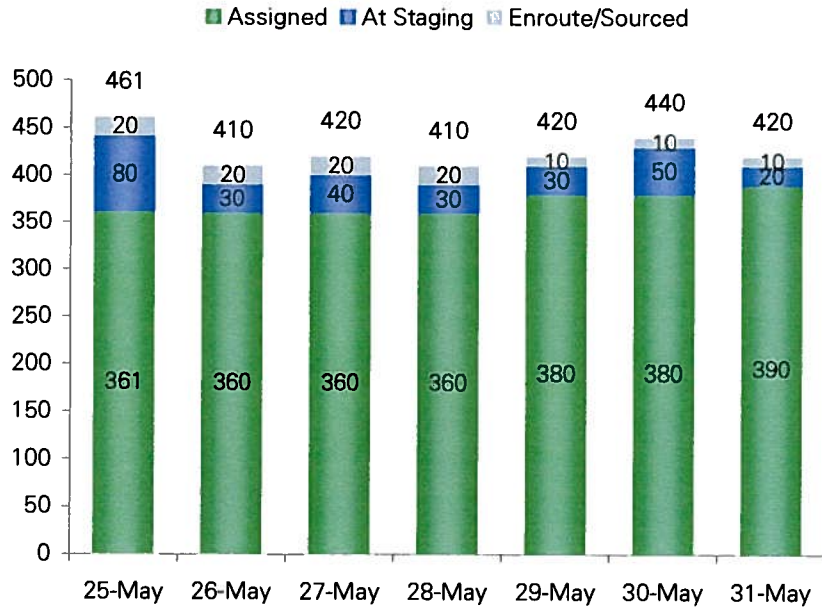
Opportunities

- Need to resolve the issue of pleasure boats being called into VOO duty ahead of commercial boats.
- Some vessel owners who signed contracts for VOO were contacted two weeks ago but never called back with the MOB contract number.

Mississippi Resource Snapshot - Boom

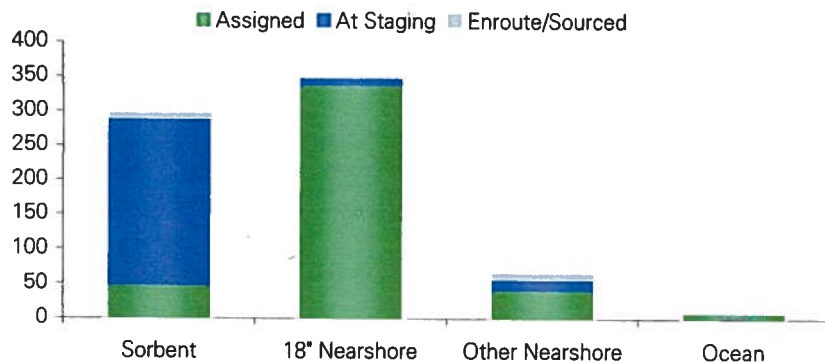
Close of May 31, 2010

Hard Boom (Thousands of Feet)*



- Boom Deployed in last period (k ft) 361
- Miles of Boom Deployed in Total 74

Type of Boom being used



% of ACP¹ Sensitive Areas Protected with Boom



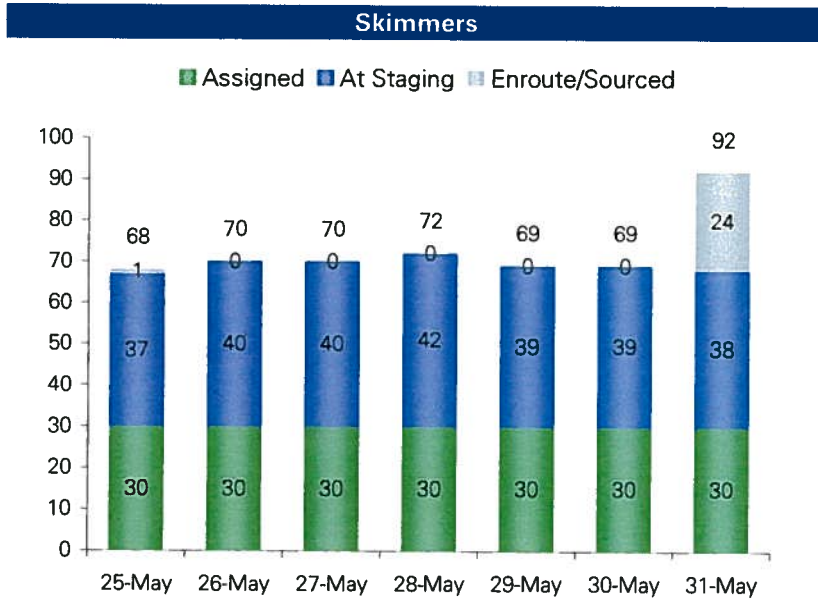
	Sites	# Compl.	%
Hancock County Div 1 - Lighthouse Point	11	11	100%
Hancock County Total	11	11	100%
Harrison County Div 1 - Cat Island	9	9	100%
Harrison County Div 2 - Bay St. Louis	8	8	100%
Harrison County Div 3 - Biloxi	4	4	100%
Harrison County Div 4 - Deer Is/Biloxi Bay	6	6	100%
Harrison County Div 5 - Ship Island	3	3	100%
Harrison County Total	30	30	100%
Jackson County Div 1 - Horn Island	4	4	100%
Jackson County Div 2 - Petit Bois Island	5	5	100%
Jackson County Div 3 - East Pascagoula	4	4	100%
Jackson County Div 4 - West Pascagoula	18	18	100%
Harrison County Total	31	31	100%
Mississippi Total	72	72	100%

1 Geographic Response Points (GRP) Covered (A,B, A and C)

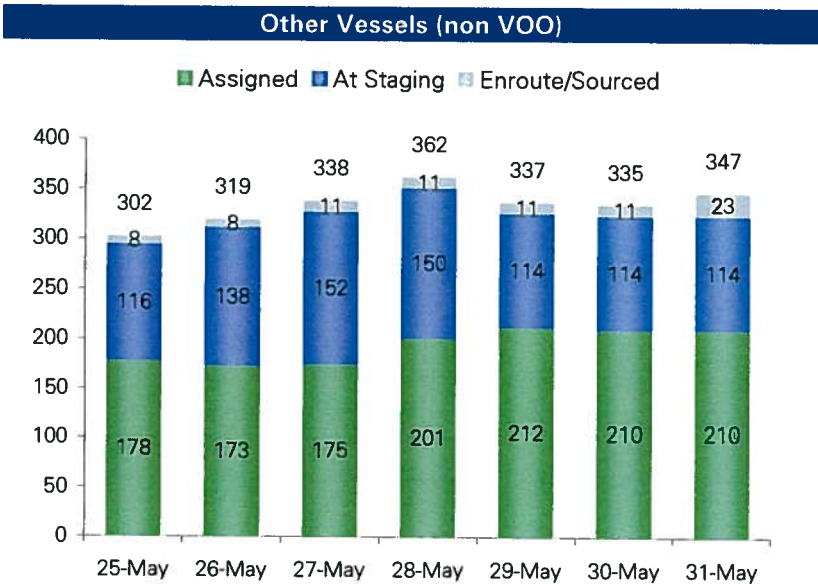
* Ordered and Staged are subject to dynamic redeployment

Mississippi Resource Snapshot - Vessels and People

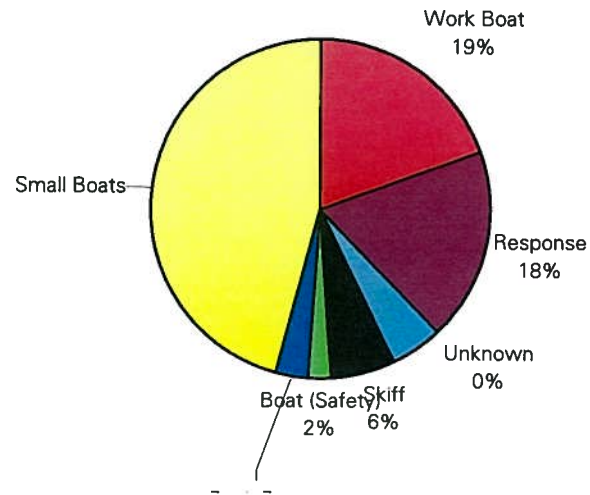
Close of May 31, 2010



Resources	Resources		
	-2 Days	Yesterday	Change
VOO (Participant)	3807	3807	0
VOO (Contracts)	1173	1173	0
VOO (Activated)	147	131	-16
VOO (Training Ses.)	10	10	0
Skimmers	69	92	23
Barges	56	56	0
Other Vessels	335	347	12
Responders	4720	4851	131
Volunteers			
Registered	3676	3676	0
Trained	1583	1583	0



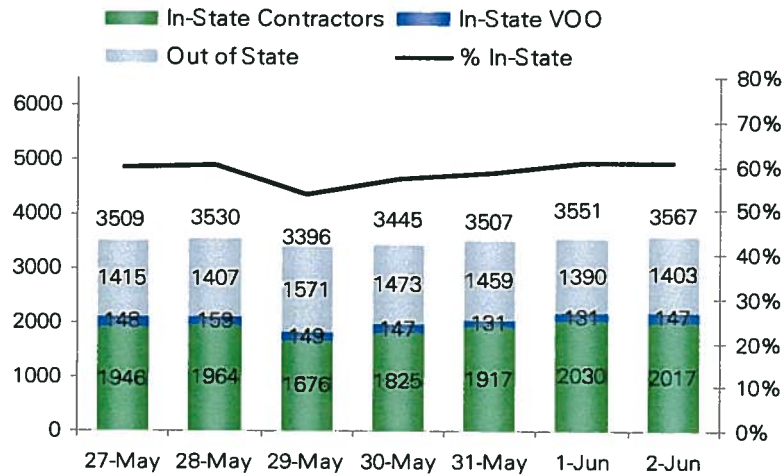
Types of Vessels at Work (assigned)



Mississippi People Resources

Close of June 2, 2010

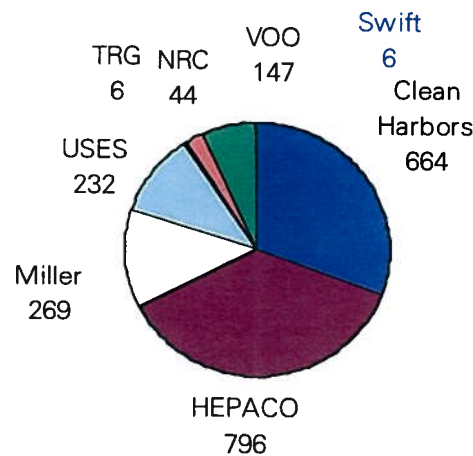
Mississippi Resource Utilisation



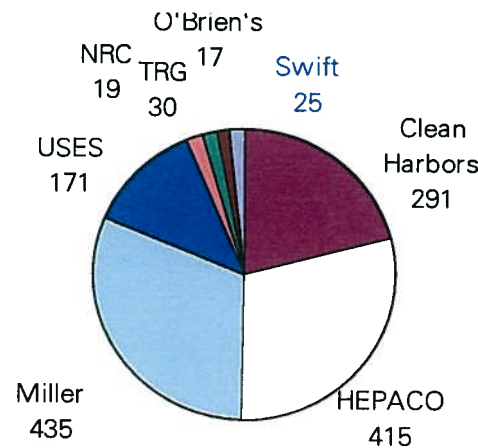
Key Messages

- Transitioning from immediate response, prevention and protection.
- Moving to equal or enhanced prevention and protection.
- Better use of resources & increasing local content.
- Will take time, but transition has commenced.

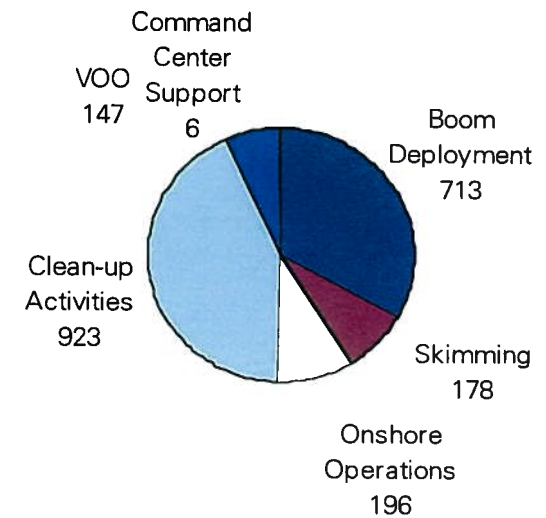
In-State Resources - Contractors (Total 2164)



Out of State Resources - Contractors (Total 1403)



In-State Resources - Activities (Total 2164)



EVENT SUMMARY

BP Oil Spill 6866 - Mississippi

This report was printed on Friday, June 04, 2010

Bodily Injury				Property Damage			
Number Of Claims : 10				Number Of Claims : 3745			
Total Paid \$0.00				Total Paid \$5,228,244.14			
<u>Number Of Open Files</u>		<u>Number Of Closed Files</u>		<u>Number Of Open Files</u>		<u>Number Of Closed Files</u>	
10		0		3744		1	
<u>Number Of Denied Files</u>				<u>No Of Denied Files</u>			
0				0			

Type	Claim	Count	Open	Closed	Denied	Payments	Amount
PD	Animals	1	1	0	0	0	\$0.00
PD	Auto	1	1	0	0	0	\$0.00
PD	Boat	16	16	0	0	0	\$0.00
PD	Commercial - Glass	1	1	0	0	1	\$1,250.00
PD	Commercial - LOI	198	198	0	0	80	\$289,750.66
PD	Home - Structural	1	1	0	0	0	\$0.00
PD	Wage Loss	2162	2161	0	0	1010	\$2,281,012.80
PD	Other PD	20	20	0	0	3	\$8,500.00
PD	Personal Property	16	16	0	0	0	\$0.00
BI	Eye Irritation	1	1	0	0	0	\$0.00
BI	Headaches	1	1	0	0	0	\$0.00
BI	Nausea	1	1	0	0	0	\$0.00
BI	Respiratory	4	4	0	0	0	\$0.00
BI	Sprain / Strain	1	1	0	0	0	\$0.00
BI	Throat Irritation	1	1	0	0	0	\$0.00
BI	Unknown BI	1	1	0	0	0	\$0.00
PD	SUV/Truck	1	1	0	0	0	\$0.00
PD	Biz interruption	82	82	0	0	16	\$48,666.67
PD	Shrimper - LOI	374	374	0	0	272	\$906,682.35
PD	Fisherman - LOI	564	564	0	0	325	\$1,069,815.99
BI	Allergies	1	1	0	0	0	\$0.00
PD	Oyster Harvester - LOI	118	118	0	0	78	\$219,849.01
PD	Crabber - LOI	72	72	0	0	51	\$148,166.66
PD	Loss of Use	11	11	0	0	1	\$1,000.00
PD	Recreational Fisherman	8	8	0	0	0	\$0.00
PD	Wholesale Distributor	15	15	0	0	11	\$31,500.00
PD	Rental Property - LOI	71	71	0	0	1	\$2,500.00
PD	Seafood Processor - LOI	88	88	0	0	57	\$69,500.00
PD	Charters - LOI	59	59	0	0	40	\$145,050.00
PD	Restaurant - LOI	19	19	0	0	1	\$5,000.00
PD	Manufacturing - LOI	2	2	0	0	0	\$0.00
PD	Marine Repair - LOI	5	5	0	0	0	\$0.00
PD	Real Estate Sales - LOI	12	12	0	0	0	\$0.00
PD	Diminished Value	1	1	0	0	0	\$0.00

EVENT SUMMARY

PD Chief Engineer 2 2 0 0 0 \$0.00

The Bodily Injury numbers represent the specific medical symptoms reported. Any one claimant may have logged more than one symptom. The same is true for Property Damage.